


The Forum

March 2010



Vol. 12, No. 3

Seminar: Developing Your Design for the 2010 ABANA Ring Project

Design your own ABANA Ring - a one-day seminar instructed by Chris Rand and John Yust. Presented by the Guild of Metalsmiths.

Date: Sunday, March 14, 2010

Please RSVP

chris@coppertopforge.com

Cost: \$10

Time: 10 am to 4pm

Location: McNeal Hall, Room #10, St.

Paul campus of the U. of M.

1985 Buford Avenue, St. Paul, MN 55108

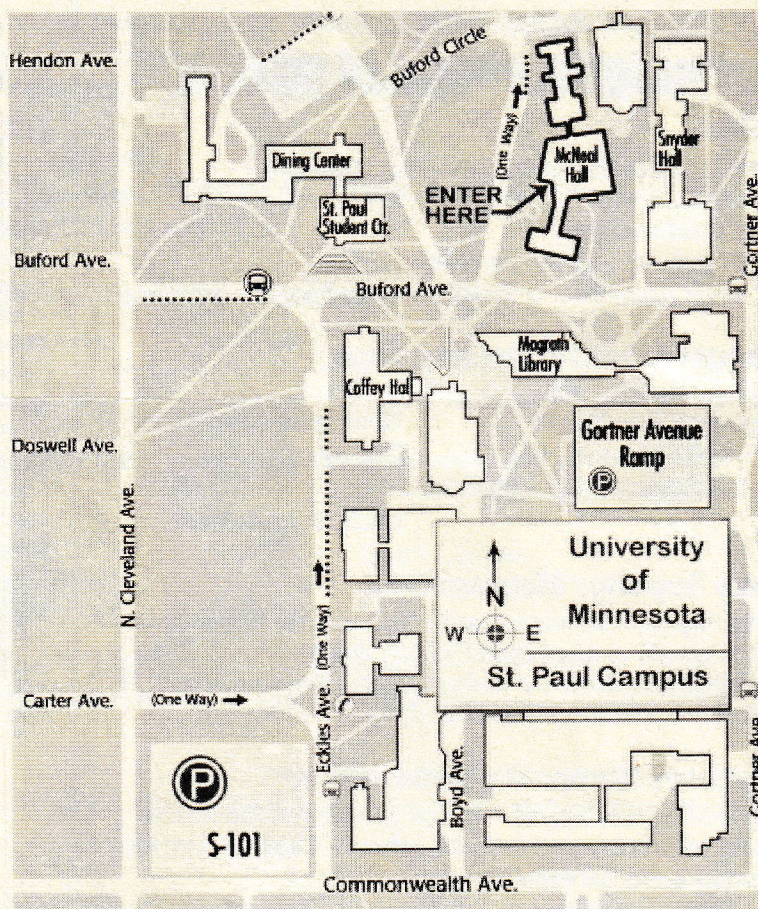
The goal of this seminar is to inspire each participant to create a ring design that will fit with one of the three themes for this year's ABANA conference (Memphis music, National Ornamental Metal Museum, and Mississippi River). Arriving at a suitable design is the first step in object-making, however it can be the most difficult part of the overall process. How does one decide on a final design? How does one conceive and render the design to maximize its potential? We will begin with an introduction to creative development and then move into generating design variations. Attributes of observation and visual language will be discussed. Come prepared to think, draw and discuss.

Participants are to bring their own paper or sketchbook (8.5"x 11" minimum) and writing implements (pencils, eraser, pens, compass, pencil sharpener, etc.). Coffee and donuts will be provided for those that RSVP. There will be a break for lunch and you are encouraged to bring a bag lunch. Vending machines are available in the building for beverages, snacks, and desserts.

There is a parking lot located on the corner of N. Cleveland Ave. & Commonwealth Avenue (Lot S-101). The cost is \$3.75 per day and 2.5 to 3 blocks away from McNeal Hall. Metered parking is available but is costly. Follow this link to download a map of the St. Paul campus:

http://www1.umn.edu/twincities/maps/umn_tc_stpaul_map.pdf

Enter on the west side of McNeal Hall at the main entrance. On the pdf of the map, it is the door near the location of the "H" of the label McNeal Hall; the doors are locked until noon, so a person will be stationed at the door to let you in from 9:30 until 10:30am. If you have a problem, call John at 651-290-2411.



Forum deadline for April: Monday, March 15, 2010

The deadline for The Forum is always the third Monday of the month. If you have activities that will be occurring in the next few months and wish to have them published in the next Forum, please send them by Monday, March 15, 2010 to Georgia Myers, editor, by email to:

gldmyers@embarqmail.com

or mail them to:

Georgia Myers

413 W Dakota St

Lake City MN 55041

Our neighborhood of smiths

UMBA

Visit <http://www.umbaonline.org/events.html>

UMBA DVD-R library

125 different titles

\$5 each, \$2 shipping per order

Never return them to library - www.umbaonline.org

Badger Blacksmiths meetings

Our contact information is as follows:

President: Ron Wendt

715-874-6141

rawblacksmithing@clearwire.net

Newsletter editor: John

Grump

715-835-0894

johngrump@att.net

Lake Superior Metalsmiths

Lake Superior Metalsmiths (LSM) meet the fourth Saturday of the month at noon from October through April. The meetings are potluck at noon at Dave Hanson's house, 5873 Taft Road, Duluth, Minnesota, 218-721-4572.

Northern Minnesota Metalsmiths

The NMM meetings are the first Monday of the month, often, but not always, at Keith Johnson's shop in Bemidji.

Contact Keith for monthly specifics at

keith@greatriverforge.com. TheNorthern Minn.

Metalsmith's website is www.nmmetalsmiths.org

2010 Officers:

Roger Cook, President

Phil Ylitalo, Vice President

Vicki/Larry Brittain, Treasurer

Julie Johnson, Secretary

Board Members:

Dave Grondin, Keith Johnson, Doug Swenson, Don Try on, Dan Yochum

NEW MEMBERS

Christopher Hogy

Redwood Falls, MN

Hans Early-Nelson

Minneapolis, MN

Invitation to enter jewelry exhibition for 2010-11

The Society for Midwest Metalsmiths would like to invite the members of your guild to enter METAL Inclinations2 International Juried Online Jewelry Exhibition for 2010-11. SMM would appreciate if you could post this information or distribute the information to your members.

METAL Inclinations2 International Juried Exhibition 2010-11 will include selections of the most exemplary fine metal art jewelry created by metalsmiths, silversmiths, goldsmiths and jewelers all over the world.

METAL Inclinations2 is sponsored by the Hauser & Miller Co. Refiners and fabricators and produced and presented by the Society for Midwest Metalsmiths, a non-profit organization with a mission to promote, educate and exhibit metalsmiths and jewelers.

DEADLINE: June 30, 2010

METAL Inclinations2 will debut on the Internet October 31, 2010 and continue for one year until October 31, 2011

Go to: <http://a.ocho.purlmail.com> to download a prospectus.

Hammer Making Workshop Saturday, April 17 at 9 a.m.

Where: Flint Rock Ridge Forge

Fee: \$45

Instructors: Dick Carlson, Myron Hanson, Bill Krawczeski

Class size: maximum 8 students; minimum 5 students

Students should bring their favorite hammer.

Safety glasses and ear plugs are mandatory. Other safety equipment should include gloves, leather apron (optional), cotton clothing, leather shoes.

Coffee and cookies will be available in the morning. Bring a bag lunch, or lunch will be available for \$5 each. Restaurants are also located in Hastings.

Register for "Hammer Making Workshop." Fill out form below and mail, along with check for \$45 made out to "Guild of Metalsmiths" to:

Dick Carlson
19700 Red Wing Blvd
Hastings, MN 55033

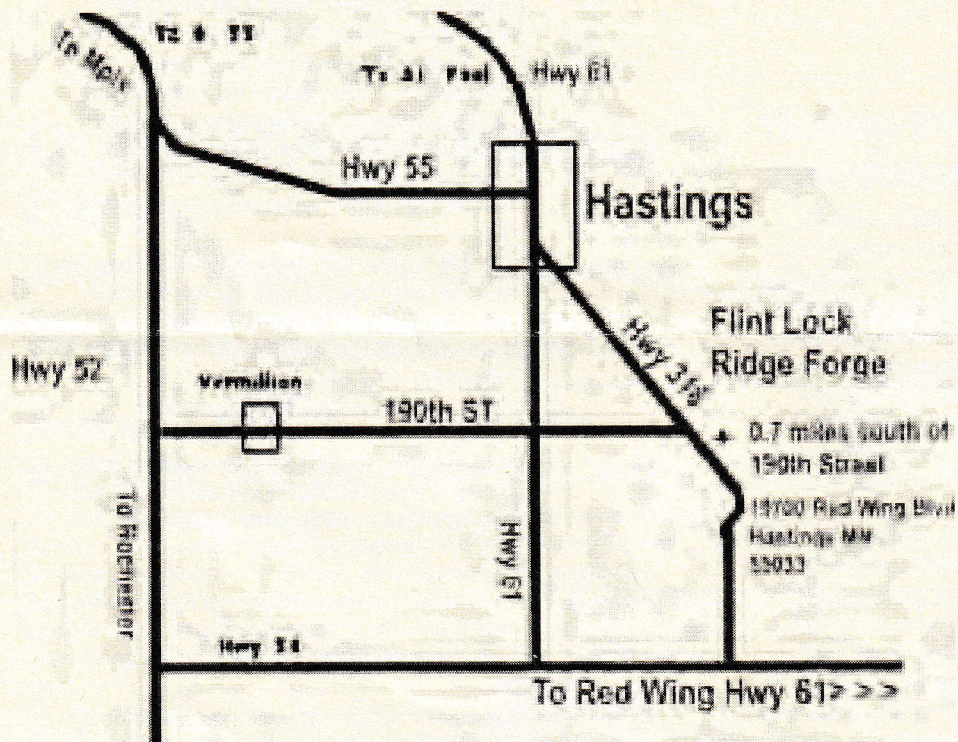
For questions, call Dick at 651-437-3329, or email blacksmith@onlinecarlson.com

Name: _____

Address: _____

City, State, Zip: _____

Phone: _____



Iron in the Hat Tickets Available

One of the big events at the ABANA National Conference is the Iron in the Hat drawings. For those planning on attending, tickets are available at the conference, but if you are not going to be able to attend, tickets will be available at the April 14 Guild meetings.

This is a great opportunity to win some truly great blacksmith equipment, items to be raffled include a Clay Spencer Tire Hammer, the BAM box with "signature tools" or a new Nimba Titan 120 lb anvil.

To enter the raffle, see me (Rich Herman) at the next meetings and purchase tickets at \$1 each. Fill out your name and address on the back of the ticket, and place each ticket into one of the three envelopes, each envelope represents a drawing for one of the items so you can maximize your chances to win the specific item you desire.

At the conference the tickets will be added into the drawing, you do not have to be present to win. At the winners request, shipping arrangements will be made. Shipping charges will be paid by the winner. (I may be willing to help with the BAM box or the anvil, but it will cost ya! I don't think the tire hammer fits in my suitcase.)

All proceeds from the Iron in the Hat are used by ABANA for Affiliate member scholarships to help educate and train blacksmiths.

— Rich Herman

**Poor Man's (or Woman's)
Coal Forge Workshop**
May 15 and 16, start 9:00 an

A forge can be hard to find for a beginning blacksmith. If you don't have the time to search auctions and flea markets or the money to buy new you can be stuck bumming forge time off others. Once you know the basics of what it takes to make a forge however you can make one out of almost anything. This workshop will be doing just that, making coal forges out of scrap spending as little money as possible. The design and appearance will be determined by what scrap we can acquire.

These are probably not going to be heirloom forges that you pass down to your grandkids but if you are looking for an entry level (read: cheap) forge that will get steel hot I think we'll be able to help out. No experience or particular skills are necessary except for common sense and safety consciousness.

Instructor: Martin Pansch
612-599-4762
blacksmithingyeti@gmail.com

**Send check made out to
Guild of Metalsmiths to: Martin Pansch**
8750 Yale Avenue
Young America, MN 55397

Price of Class: \$35.00

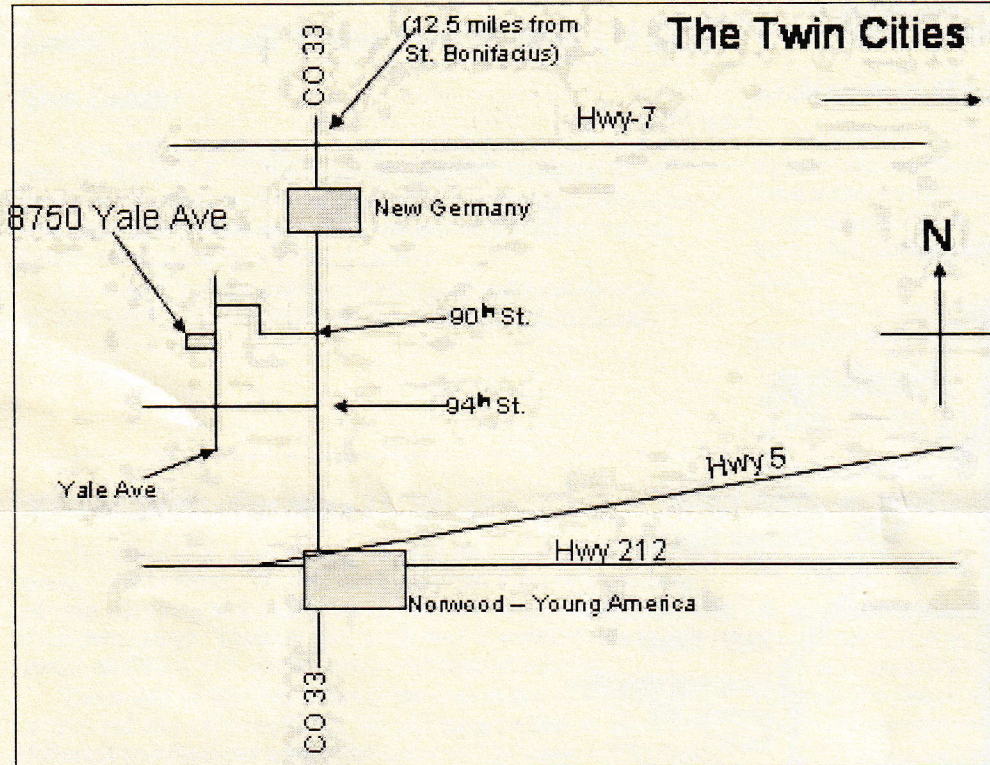
**Class size: Maximum: 10;
Location: 8750 Yale Avenue,
Young America, MN 55397**

As this class is geared towards the fresh out of the basics class blacksmith, you won't be expected to bring any tools. If, however, you have some that you would really like to bring, feel free.

Safety glasses & ear plugs are mandatory. Other safety equipment may include: gloves, leather apron, cotton clothing, leather shoes. Upon registration participants will be sent a materials list so they know what parts to scrounge for.

It is a two day workshop and since it will be near the edge of the world there are a couple guest rooms available and places to pitch a tent or park an RV around.

I will throw together lunch and dinner on the 15th and breakfast and lunch on the 16th. If you are a picky eater or have special dietary consideration you might want to bring your own food.

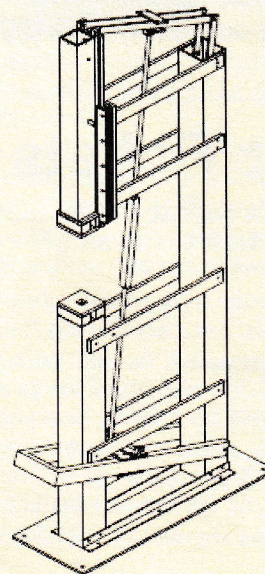


Treadle Hammer Workshop

The long awaited treadle hammer workshop is becoming a reality. I am asking for interested people to contact me. I am not collecting money this month. I will collect money approximately mid-April. The workshop will cost \$400 and be held tentatively at the end of June. Location may be either Young America or Hastings.

This is an entry level treadle hammer with a small profile and low cost. The footprint is 12 x 33 and is 6 foot tall. This hammer is an in-line design with a 45 pound head. The head is hollow so can be filled with sand or lead for more weight.

Gordon Barr
11021 – 27th Ave
Burnsville, MN 55337
952-894-4821
agbarr@aol.com



Boy Scouts and Blacksmithing

StarCamp is Northern Star Council's Centennial SuperEvent, celebrating 100 years of Scouting in the great outdoors! StarCamp will be an opportunity to celebrate the 100th Anniversary of the BSA, enjoy outstanding program, showcase 'Scouting in Action' to the community, and energize our Scouts and volunteers.

Activities at the event will focus on "100 Years of Scouting in the Great Outdoors", with program-specific Activity Areas; Special Events; Displays and Exhibits; and much more! Information about the event can be found at www.northernstarbsa.org

As part of the event a display of Blacksmithing will be provided with the aim of exposing youth to our craft. Volunteers are needed for this one day demonstration on May 22nd at Stearns Scout Camp. If you are interested in participating, please contact William Bull at 763-231-7228 or Rich Herman at 651-322-1623.

Preliminary notice of next Guild meeting: Wednesday, April 14 Granote Ornamental Iron

Granote Ornamental Iron has a reputation in the Twin Cities, MN, based on quality rails, beautiful designs, and one of a kind work for some of the finest homes around.

For over 30 years Joshua Granote has dedicated his life and his work to crafting by hand rails for all types of homes. Joshua started his own business driven by a passion for artistry, hard work, and a desire to operate his own business.

When Joshua came to America he had dreams and only now can he look back and say his dreams came true. A start up business in his garage making steel art work lead to bigger jobs, and finally to railings. His talent can be seen throughout the twin cities.

<http://granoteornamentaliron.weebly.com/>

Watch for full details coming in the April Forum. Rumor has it that Myron Hanson and Dick Carlson will be doing a demonstration that evening, forging a bell.

Dutch Oven Cooking Class

When: June 19, 2010, 9:00 am to 4:00 pm

Where: Long Lake Museum, Long Lake, MN

Cost: \$45

Instructor: Bob Beck (aka Billy Jack)

Yes, the long-awaited class where you have an opportunity to learn to cook over a campfire is ready for registrants! Robert Beck invites you to the Long Lake Museum in Long Lake, Minnesota on June 19. Rumor has it that not only will you learn how to cook in a Dutch oven over a campfire, you will also learn something about old West chuckwagons, the first mobile kitchens.

The cost of the class includes a 162-page cook book by Colleen Sloan, "Log Cabin Dutch Oven Cookbook." See information about it here: <http://www.logcabingrub.com/products/dutch-oven-cookbook/cookbook02.html>. Send a self-addressed, stamped envelope with your registration fee (checks only, please), and Bob will send you a list of the things you'll need to bring, along with the copy of Colleen's cook book. Then you'll need to pick out a recipe for the class

You will need a Dutch oven for the class. If you need to buy one, I will have a list of some of the stores that sell them in the area. To get to Long Lake, take 394 West to Highway 12 to Long Lake.

Please mail checks to:
Robert Beck
3444 Abbott Ave N
Robbinsdale, MN 55422

Notes from a good cook about the dutch oven cooking class

Come to Long Lake on June 19 and learn all about cooking in a dutch oven from instructors Bob Beck and John Hallson, who will have his "chuck" wagon on display.

In 1866 Charles Goodnight ranged over million acres of Texas rangeland and drove his longhorns to the markets north. He needed a way to feed his hungry outfit miles from no where.

He came up with an idea. He took an Army supply wagon and bolted to its back a large wooden box divided into compartments. Food and cooking utensils were stowed in the pigeon-holes of this traveling kitchen cabinet, along with the bedrolls, medicine, lariats, branding irons, whiskey, and water. Each found a place somewhere on the wagon, along with the black pots, dutch ovens, frying pans, and coffee pots.

The story goes on from here, but we need to get back to our dutch oven cooking.


Bob Beck will teach us how to cook a whole meal in the dutch ovens. You can pick out a recipe in the cookbook you will get, and cook it. Then we will get to eat what we prepared. I have been cooking in my mother's dutch oven for a long time, and like all cooks, I'll be learning too.

If you don't have a dutch oven, I have a couple extras you

can use. If you want to purchase one, Fleet Farm, Cabela's, or Gander Mountain are good choices. I personally like the Lodge brand. Be sure to ask for the ones with legs. The lid or cover should have an ash rim or guard.

In closing, let me say that all good dutch oven cooks say: "May your appetites be great, and your wood dry; the wind a gentle breeze, til we meet around the campfire."

Cliff Larsen, "The Leprechaun Cook"



News from Tunnel Mill

Tunnel Mill is located 85-100 miles south of the Twin Cities in the country five miles north of Spring Valley, MN on County Road 1.

Contact for class registration:

Carol and John Adams

507-289-4189 or 507-289-5246

Email-jc-adams@msn.com

Join us at the mill in 2010. We have some of the most multi-talented instructors in the United States scheduled to teach.

Gothic Style Candle Holder April 30, May 1, 2 with Tom Latane'

Class will cover forge-welding a low tripod with decorative feet. On the tripod will be fastened a pierced triangular sheet steel pan. Students will forge a round or hexagonal central stem with filed bands. This decorative column will support a single candle surrounded by a pierced gallery.

To register for this class, contact Carol and John Adams at 507-289-4189, 507-289-5246, or email jc-adams@msn.com.

Kirsten Skiles class May 21, 22, 23

This class will be exploring chasing and repousse' in copper, brass, steel or silver. We will work on a leaf form or something of your choosing and turn it into a pendant. Students may chose their own design. Students will work with a jewelers saw to cut metal, and their will also be some soldering of sterling.

There will be lab fees to cover the cost of the silver, findings, solder and flux (approx \$20) . We will have torches to share and different handheld portable torch options. The class will include the making of tools.


Students will need pitch bowls with small quantities of pitch. If anyone needs pitch let us know.

Damascus class with Bill Fiorini August 20, 21, 22

This workshop will focus on the production of Damascus steel. The class will process Random and Turkish Damascus Steel for a variety of uses including tools, knives, jewelry or any other artistic direction related to decorative pattern embellishment.

Damascus discussion on the diffusion (welding) process, flux application and forge types used in processing Damascus will be explained. Students learn the basics of forging and the processing of a variety of steels for the manufacture of Damascus.

After learning the basics of Damascus discussion will continue in relationship to advanced Damascus pattern development.



June 21, 22, 23 (Monday, Tuesday, Wednesday) Making 18th Century-Style Dividers Peter Ross, legendary blacksmith who spent 21 years as Master of the Shop at Colonial Williamsburg

First Session: The class will work on making 18th century style dividers with a wing and thumbscrew. Students can choose from a few traditional styles, and may opt for rough forged or bright filed surfaces. Generally these tools have a three leaf hinge, but students may wish to try the more complex 5 leaf hinge instead.

There is some forge welding required and some filing necessary to fit and assemble the two halves.

June 25, 26, 27 (Friday, Saturday, Sunday) Pre-industrial Scrolls: Putting the Dividers to Work Peter Ross, legendary blacksmith who spent 21 years as Master of the Shop at Colonial Williamsburg

Second session: This session will concentrate on the style of scrollwork found in 18th century English architectural work. The class will indentify the characteristic features of this style through making of a simple wall bracket which incorporates several of the common approaches:

- ◆ Forge welded junctions,
- ◆ riveted assemblies,
- ◆ asymmetric scrolls, etc.

In addition, the class will introduce a method of forging and assembly based on using the dividers to lay out accurate spacing. This method is a stark contrast to modern shop methods adopted by most smiths today, and a glimpse into the world before machine tools.

A simple version may be done with no forge welding required but welding experience will enable the student to attempt more elaborate versions of the project.

NOTE: These two sessions are independent of each other. You do not need to take one to take the other.

Goings on.....

A calendar of TGOM events at a glance

- All Education Committee meetings are the first Monday of each month.
- All Program Committee meetings are the third Thursday of each month.
- All membership meetings are the second Wednesday of February, April, June, August, October, and December. For each meeting a potluck meal begins at 6:30 pm and the business meeting begins at 7, with a demonstration or activity starting around 8 (times approximate).
- All board meetings are the second Wednesday of January, March, May, July, September, and November. Potluck meal begins at 6:30, with meeting starting at 7 pm. Most meetings are held at Myron Hanson's home in Eagan.



Events in March, 2010

- March 6, Hand Held Struck Tools workshop, MN School of Horseshoeing - CLASS FULL
- March 10, Guild board meeting, Myron Hanson's home in Eagan
- March 14, 2010 ABANA Ring Project Seminar, McNeal Hall, St. Paul campus U of M

Events in April, 2010

- April 14, Guild membership meeting, Granote Ornamental Iron, <http://granoteornamentaliron.weebly.com/>
- April 17, Hammer Making Workshop, Dick Carlson's shop in Hastings, MN
- April 24, 25, NMM Conference. LIRPF Steam Show Grounds, north side of Itasca State Park

Events in May, 2010

- May 12, Guild board meeting, Myron Hanson's home in Eagan.
- May 15 & 16, Poor Man's (or Woman's) Coal Forge Workshop, 8750 Yale Ave, Young America
- May 22, StarCamp at Stearns Boy Scout Camp volunteer opportunity

Events in June

- Sometime in June, Treadle Hammer Workshop. Details coming soon.

Join The Guild of Metalsmiths

Send \$30 dues to the address below. Please circle if you want to be listed in our membership directory and/or check items you don't want listed.

The Guild of Metalsmiths
PO Box 11423
St. Paul MN 55111

List Me
in the directory
but don't list

Don't List Me
in the Directory

address - phones: home - work - fax - cell - email - web page
(circle items above you DO NOT want published)

Name: _____

Address: _____

City, State, Zip Code: _____

Company Name: _____

(optional items)

Home phone: _____ Work phone: _____

Fax: _____ Cell: _____

Email address _____ Web page: _____

'The Forum' is online

To read an electronic (PDF) version of *The Forum* each month, go to our website, www.metalsmith.org.

Join The Bellows, our email discussion forum. Information at:
<http://www.metalsmith.org/bb/TheBellows.htm>

The Guild of Metalsmiths, St. Paul, MN, publishes The GoM Forum monthly. It is intended as a tool to further our educational mission, to keep members up to date on current happenings, to publicize projects and workshops, a place for all members to express their opinions, concerns, learn more about each other—in short, to help us run our organization.

The Guild of Metalsmiths on the web:

Visit our website at <http://www.metalsmith.org>

Looking for something? **Try the search engine.** On our main page, just below the index table, click on “**Search this Site,**” and enter your query.

Guild educational grants

There is grant money available for Guild members to study intermediate and advanced metalworking techniques.

The Guild educational grant program is designed to bring new skills into the metalworking community. Participants are given money to pay for a portion of their expenses and are expected to learn some new or poorly understood skill, and then to share what they have learned with other members and the public through an article in our quarterly magazine, “The Metalsmith.” They’re also expected to lead a workshop on the topic (or other educational service approved by the board).

Application forms are available from the president or treasurer at a regular meeting, or by sending a self-addressed, stamped envelope to:

The Guild of Metalsmiths
PO Box 11423
St. Paul MN 55111