

Guild of Metalsmiths. Monthly discussion FORUM

May 2001 Vol 3 Issue 5

Here we are again. Pull up a chair, get your coffee, reading glasses, and writing tools. It is time to discuss the news. The Guild currently has 304 members. Your renewal date is on the mailing label as 20XX.Q (year.quarter).

Gene Olson, editor

Attention Please!

If your label says. 2001.2 your membership is up for renewal. Please send your \$30 dues to:

The Guild of Metalsmiths
PO Box 11423
St. Paul MN 55111

How to Join

Send \$30 dues with your name, address, (and if you would) phone numbers -home -shop -fax, email address, web page to the above address.

Gene Olson, editor

The **GoM FORUM** is published monthly by the Guild of Metalsmiths, St. Paul, MN. It is intended as a community bulletin board, a place for all members to express their opinions, concerns, debate policy, propose projects & workshops. In short, to help us run our organization.

Your comments can be mailed to The GoM Forum, c/o Gene Olson, 8600 NE O'Dean Ave. Elk River, MN 55330-7167, Faxed to 612-441-5846, or emailed to: forum@metalsmith.org

Metalsmith articles:

Those of you working on those informative articles for our quarterly magazine. **The copy deadline for the issue 1 of 2000 is Feb 1.** Send them to: Marcia McEachron, editor, 451 Taft St. NE RM 8 Door 35, Minneapolis, MN, 55413, Fax: 612-781-8435

Please!

Metalsmith Back Issues ARE Available

The Guild of Metalsmiths will provide back issues of "The Metalsmith" to members for **\$3.00 each**.

One of the main reasons for doing this is

to make the "how-to" articles that are listed in the Metalsmith index available to all members.

To order a back issue, just contact me, Pete Stanaitis anyway you can telling me the volume and the issue number(s) that you want. Send a check made out to "Guild of Metalsmiths" for \$3.00 for each issue requested to me at 2476 10th Av, Baldwin, WI, 54002.

Some of the back issues will come from our Guild inventory and others will be reproduced in full by me.

Metalsmith Back Issue Service

Use your most recent copy of the Metalsmith's How-to index to pick out the topics that interest You most. Then, if you don't already have those Metalsmiths in your collection, get them from the Guild of Metalsmiths Back Issue Service!

Back issues of The Metalsmith are NOW available for only \$3.00 each, postage included.

To order, write the Volume and Issue number(s) on a slip of paper along with your mailing address. Include a check for \$3.00 for each issue made out to Guild of Metalsmiths. Send it to:

Pete Stanaitis
2476 10th Ave.
Baldwin, WI. 54002

If you have any questions about the service, contact Pete at 715-698-2895.

In this month's FORUM

August meeting notes
Herman Iron Pour, registration information
Directory updates
Letters
Want Ads
Call for Help at Nowthen shop
Next Meeting
Nowthen Hammer In
Workshops

The August Meeting: APRIL

The monthly meeting of the Guild of Metalsmiths was held at Toll Welding in Plymouth, MN. The Program included demonstrations of various welding equipment and oxyfuel safety training. Special pricing was offered just for the event and there was tremendous feedback. The people at Toll Welding

were very impressed with the Metalsmiths group and would like to thank all who attended.

Special thanks to the Program Committee, especially Al Olson, Myron Hanson, Dick Carlson and all other guild members who made this event come off without a hitch - your work is much appreciated!

Bryan Steckman

Field of Iron 7th Annual Herman Iron Pour


Registration Information

How to Register
Send name, address, and phone number, along with a check for the appropriate amount to Field of Iron, c/o Jane Nachbor, 3211 173rd Lane NW, Andover, MN 55304. Please make check payable to "University of Minnesota." Limited to first 80 registrants.

Event Fees:
\$35.00 Registration (required to pour your mold) due by July 13, 2001
\$50.00 registration fee after July 13, 2000
\$15.00 Sand Molding Studio fee (if you don't bring a finished mold). Sand is available for purchase in the town of Herman.
\$15.00 T-shirt (please state size) S M L XL XXL
\$7.00 Famous Cornfeed
All fees are non-refundable

Additional Information

Each participant is responsible for providing his or her own mold (or sand if you use the Sand Molding Studio), breaking 50 pounds of iron, and final cleanup. Individual casting limit is 35 pounds of molten iron.



Dogs

Because the Herman Iron Pour is growing, and along with it the numbers of dogs, we've reluctantly come to the decision to ask you to leave your dogs (and other pets) at home.

Questions?

For more information, contact Kurt Dyrhaug (409-833-9651)
mailto:kdyrhaug@gateway.net
Jenny Nellis (320-589-3106)
mailto:nellisjg@mrs.umn.edu or
Michele Heiberg (320-677-2723)
fematron@runestone.net

Directory Updates:

We left space. Get out your pen.

A hearty welcome to our New Members:

ADAMS, MIKE
3529 44TH AVE S
MINNEAPOLIS MN 55406
Home Phone: 612-721-7430
Statement/Interests: I do not hammer metal yet. I am becoming a member to have better access to classes.

JOHNSON, JERRY
29847 260TH ST
WORTHINGTON MN 56187
Home Phone: 5077-376-9253

PAYNE, LES
528 N MAIN ST
BLUE EARTH MN 56014
Home Phone: 507-526-2588
Email: lpayne@bevcomm.net

Welcome Back:

HANSEN, DOUG
40979 245TH ST
LECHTER, SD 57359
Home Phone 605-996-8754

and, Oh yeah! In case you didn't miss his absence, ;-) Roger pointed out that he wasn't a member for almost a year and now he is again so, welcome back,

DEGNER, ROGER
PO BOX 27
FRANKLIN, MN 55333-0027
Home phone: 507-557-2794
email: rog781@means.net

Address Changes:

MCEACHRON, MARCIA
2526 CALIFORNIA AVE NE
MINNEAPOLIS MN 55418
Phone: 612-706-0198
Fax number: 612-781-8435
Email: mmceachron@earthlink.net

BROWN, DAVID (Green Bay)
new email: quahog@tds.net

Letters:

To have your letter printed here, Address it Dear Forum: and mail it to The GoM Forum, c/o Gene Olson, 8600 NE O'Dean Ave. Elk River, MN 55330-7167 ; email it to: forum@metalsmith.org or FAX to 763-441-5846

Dear Forum,

I have just received the **Historic Preservation Workshops 2001** course schedule of Historical Workshops at Eastfield. If you remember, Eastfield Village is the place where I took the Tinsmithing I class in 1999. As usual Eastfield is offering a variety of workshops in historical methods ranging from plastering, earthenware production, clock repair, and <last but certainly not least> metalsmithing. The metal smithing workshops are: Tinsmithing I, Brass and Coppersmithing, and Tinsmithing II. From the brochure that I received, the particulars for the metalsmithing classes are as follows:

Tinsmithing I August 6-10 (5 days)
Limit 8 Students Fee: \$425

An introduction to the art of tinning designed to provide a basic working knowledge of the late 18th and early 19th century tinning tools, construction techniques and pattern layout. The history of American tinning will also be covered. Students will construct several pieces of tinware based on traditional designs, using period tools and methods. All materials and tools will be supplied. **William McMillen, Supervisor of Restoration, Historic Richmondtown, Staten Island, NY**

Brass and Coppersmithing August 13-17 (5 days)
Limit 6 students Fee: \$425
An introduction to the art of metalsmithing, focusing on classic techniques, involving the

use of a collection of hammers, anvils, stakes and forms. **Students** will participate in the design and production of several joint class pieces as well as several smaller pieces of their own. Processes to be demonstrated and used will include raising, sinking, chasing, soldering and finishing. We will also demonstrate a variety of techniques used in the restoration of early brass, copper and silver objects, as well as discuss the issues and processes used in restoration and conservation of period objects. All materials and tools will be supplied. **Steve Smithers, Silversmith, Ashford, MA**

Tin II - Reproducing Early Lighting 1760-1840 and Other Utilitarian Wares
Sept 17-21 (5 days) Limit 8 students
Fee: \$475

This course is designed for those who **ALREADY POSSESS** a good working knowledge of tinsmithing. The course will allow students to examine, measure and copy items from a large collection of tin sconces, lanterns, lamps, chandeliers, candlesticks and some simple Argand lamps. Participants will also be allowed to make crooked spout coffee pots and toasting kitchens if they prefer. All tools and tin will be supplied. **William McMillen, Supervisor of Restoration, Historic Richmondtown, Staten Island, NY, Don Carpentier, Director Eastfield Village, E. Nassau, NY**

Based on my experience at the Tinsmithing I course that I took, I can't say enough in praise of Eastfield Village, Bill McMillen, and Don Carpentier. This is especially true for those of us who harbor a strong personal interest in things historic.

Anyone interested in more information about Eastfield Village's courses and accommodations can contact Don Carpentier at Eastfield Village, Box 539, Nassau, NY 12123 (518) 766-2422.

Dave Brown
Blacksmith/Tinsmith
Green Bay, WI
ABANA, UMBA, GoM, MODA

From: "R. Gale" <bearpaw@lakenet.com>
To: <forum@metalsmith.org>
Subject: videos

Date: Wed, 11 Apr 2001 14:20:46 -0500

In the April 2001 Vol 3 Issue 4 copy of Forum, a video duplicator would be nice. The problem I have is the seed corn being of generally poor quality. The videos I have checked out are in some cases barely understandable in audio and video content. Maybe a decent video camera would be a good addition.

Roger P. Gale

Date: Fri, 13 Apr 2001

From: marshall gooch
<gooch3@minot.com>

When I sent you the pictures with my letter I did this with the idea that I would like to be able to do this good work. Those pictures are not my work!!! They are out of the Anvil's Rings and the work of Cairn Cunnane.

Hope you will state this in your next issue of the Forum.

Sorry about this Marshall Gooch

No Apologies needed Marshall. The evening of the day the forum went to press I opened up the "Ring" and saw those images, and I said, "I'll bet Gooch was using those as an example of what he would like to do." But it was already on it's way thru the press and regardless of who made the flowers, your question remains a good one. "How do you finish ornaments like that for exterior exposure?" I know that some areas of the country (the arid southwest for instance) are lots easier on iron than Minneskonsin or Wiscesota but the trees in the background and Cairns comment about installing as the snow was falling say it couldn't be too far different than here.

Does anybody have any suggestions???
ed.

Exhibition Opportunity

Help needed on Short Notice

Here's a chance to show and -maybe-sell! The annual N.E. Mpls. area Art-A-Whirl is May 18,19 and 20. I must open the studio this year for good-neighbor and political reasons. (The city is trying to let artists and creative businesses buy the building.) I have nothing to show but a work-in-

process and no time. The Guild membership talent would be enjoyed mightily & it's good exposure. Hundreds tour several buildings, eager to see a variety of work. Some are eager to buy..at all prices-but \$75 and down sell best. It's not necessary to do all days.

Last minute, informal is fine. If you've something special to show and/or stuff to sell and can hang around some of the time-call 612-331-9233 for details. I'll be out of town until May 7 tending a sick mother. Leave a name and number or call after the 7th. You'll make me look good. Thanks.

Barbara Bradley

Grainbelt Warehouse, #106

Want Ads:

Any notice **MUST** be in my hands by the end of the month.

Wanted

Some advice

Looking for a Guild member with experience making woodwork chisels and other tools.

Thanks for your help.

Petrell, Wilfred

7499 Levander Rd

Embarass, MN 55732

Home phone: 218-984-2012

The Column filler:

Hi everyone, do any of you know of a formula for pipe wind chimes? The lengths I'm using sound more like clanging than melody. Still experimenting though.

Jim Treadwell

Jim, you have to find the nodal point in order to get that harmonic ringing. Its a point where attaching something doesn't affect the vibrations=sound. If you hold a pipe between thumb and finger and tap the pipe holding it in different places you will hear the sound change from deadened to ringing when you get to the nodal point. Also I use a guitar tuner when tuning to chords or arpeggios- shorten for higher pitch-add weld bead to tweek.(as they say: C# or Bb)

JohnAmero <johnamero@att.net>

John Amero MD (metal design)

3433 hwy 15-501 N

Pittsboro NC

27312

Volunteers Needed! May 19th

On Saturday May 19th 2001 the Guild will be working on the Blacksmith's shop at the Nowthen Threshing Grounds in Nowthen Minnesota

See Map on Page 5

We are in need of volunteers to help finish up the cedar siding and build doors and shutters for the shop. There is quite a bit of work left to get the shop in shape for the big show in August and we greatly appreciate all the help we can get. We will be starting about 9 a.m. and we will go as long as we feel like it. If you have any relevant tools (i.e.. hammers, squares, ladders, circular saws, cordless drills, screw guns, extension cords, radial arm saws, miter saws, saw horses etc.) please bring them. Even if you don't have any tools please come. We will most likely be able to round up the tools and find you something to do.

Please bring safety glasses, hearing protection, appropriate foot wear and attire.

There are restaurants in Elk River and a Cafe in Nowthen or you can bring your lunch.

For directions to the Nowthen site please see the map section on this site

If you have any questions please contact:

Bryan Steckman

(763)-521-6917 HM.

(763)-551-5332 WK.

We look forward to seeing you there.

June Membership meeting

Guild of Metalsmiths

Where?

Little Log House
Threshing Grounds
Hastings MN

When?

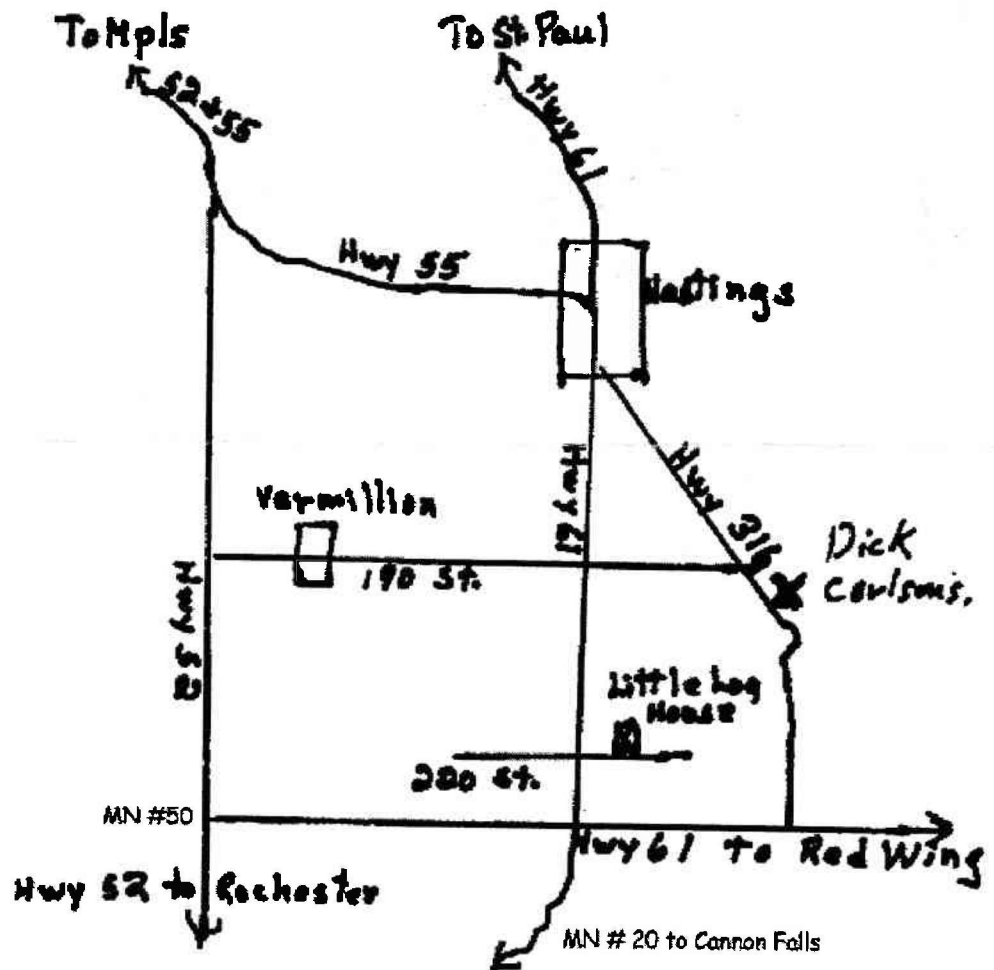
Wednesday June 13th,
2001

6:30 PM Potluck

7:00 PM Meeting

Program:

Tom Latané will
demonstrate something for
us.



6 miles south of Hastings on US Hwy 61
Then go one mile east on 220th St.

Don't forget Show and tell!

Bring that latest piece with you and tell us about your adventures in metalsmithing.

Did you find some wonderful tool, tell us about it, show it to us.

For those of you who have never been to a pot luck dinner. All you need to do is bring "something", anything hotdish, chicken, beans, tacos, cake, cookies, salad, beverage . . . How much? the rule of thumb is "enough food to fill you up" That is, say you were bringing tacos; imagine sitting down to a taco appetiser, then taco main course, and then tacos for desert. That is how many tacos you should bring. Tain't rocket science and whatever you bring will be appreciated.

Do Come.

See you all at the meeting.

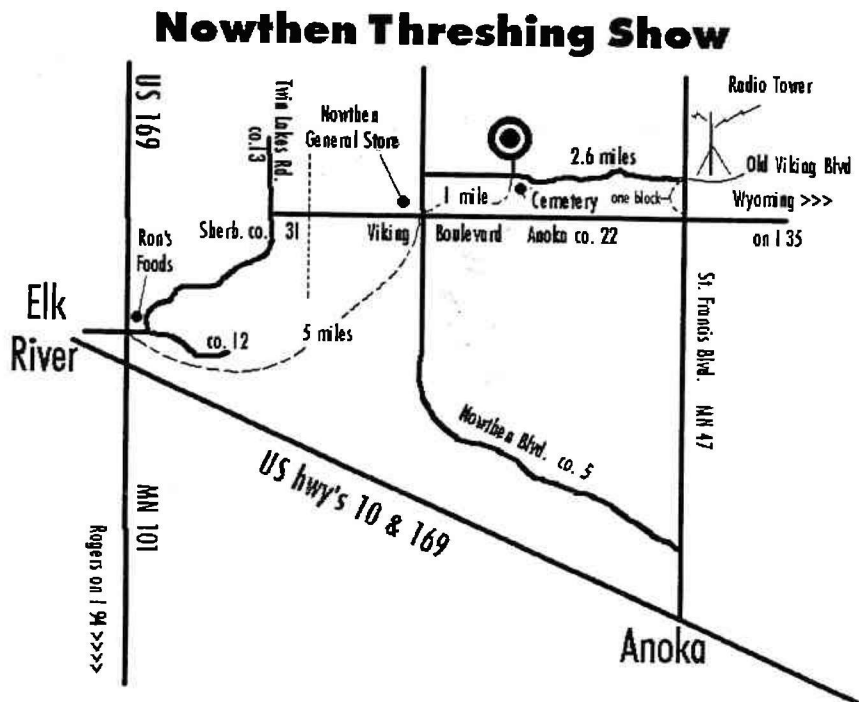
Knife Makers Hammerin

June 22, 23, 24

Noon Friday thru 2:00 pm Sunday

Nowthen Threshing Grounds

Bryan Steckman (763)521-6917 H
(763)551-5332 W



The Guild will be holding a hammerin at the Blacksmith shop at the Nowthen threshing grounds June 22nd, 23rd and 24th, 2001. The emphasis will be on knifemaking.

There are four work stations available and coal will be provided. Bring your own equipment, (if you have any) stock and your ideas. Teach something and learn something. A great chance to exchange ideas and techniques.

We will be starting around 2pm on the 22nd and wrap up around 2pm. on the 24th.
Please bring safety glasses, hearing protection and proper footwear and attire.

The cost is \$10 per member/family. Make checks payable to "The Guild of Metalsmiths" and send to the attention of: Bryan Steckman
3312 Noble Ave. N.
Golden Valley, MN. 55422

You may camp on the Nowthen grounds during this event or you may find accommodations in near by Elk River. Food and beverages will be the responsibility of the individual. Those needs can also be met either in nearby Nowthen or Elk River.

If you have any questions please call Bryan Steckman at (763)-521-6917 HM. or (763)-551-5332 WK.

This event promises to be a good time. We look forward to seeing you there.

Forging Ahead, The Art of Getting Your Own Sweet Way In Life and In Business

-Or-

How to Develop Your Own Problem Definition and Solution Process and How to Produce Effective, Persuasive Presentations.

---A one day seminar for Guild members by Pete Stanaitis.

We all have to solve problems in our daily lives, be they business or family oriented. Situations arise and we have to deal successfully with them. Be they a problem of a leaky basement or a problem of how to convince a wealthy client to select our design and price over the competition. The methods we use to resolve these situations are very similar no matter how broadly the situations themselves vary.

Over the years, investigators in the problem solving field have observed that some people are consistently better at problem solving than others. They have analyzed thousands of situations and attempted to document the process elements that are common to the best problem solvers. Over a 30 plus year career with 3M Company I've come into contact with several of these premier investigators. Their teachings have served me well. So, in this seminar, I want to pay back the Guild of Metalsmiths for all the great technical instruction that I've received and the camaraderie that Sheri and I have developed with the Guild's members by passing on some of my experience in this area. Although not solely directed at metalworking, these life and business principles do affect every metalworker, every day of our lives. We can choose to "take what comes" or we can choose to participate actively in directing the outcomes.

Who should attend:

- Attend this seminar if things just aren't going well in your interactions with others and are really serious about changing that.
- Attend this seminar if you want to develop the skills discussed herein.
- Attend this seminar if you already possess many of these skills, but want to see if your "toolbox" is full.

Course Description:

The course will focus upon the development of presentation skills for both business and for personal use. These skills can be further developed and broadened so that students can diagnose situations and develop solutions to a very wide range of problems- well beyond the formal presentation arena.

To support the actual presentation skills portion, the students will be exposed in depth to 3 key books dealing with problem definition, situation prevention and human interactions that build and prepare them for the rest of the day. Excerpts from these 3 books will be used to make several cases.

Outcomes:

1. Students will take home with them a written tried and true "formula" for developing persuasive presentations along with the basic skills needed to properly use the "formula" immediately in real-life business and personal situations.
2. Students will have prepared and delivered one presentation of their own and will have heard and critiqued the presentations of several others to help them to get "ownership" of this powerful process.
3. Through exposure to the previously mentioned developmental books, I hope to convince every student to obtain, read, study and personally absorb all 3. I will make the sources of these books available to the students.

Guild of Metalsmiths. Monthly discussion **Forum** page #7

Prerequisites, etc: Bring note taking supplies. This will be an accelerated course. Be ready for an intense day of learning

!!!We will have room for 6 students and for several dozen observers!!! Observers and Students will receive the identical Handouts. Each student must be prepared to identify two or more situations that require the presenting and "selling" of an idea, product or service. These can be real needs (preferably) or they can be made up. The situations can relate to personal life or to business (preferably). These situations can be identified from current needs or they can be taken from the past. Each student will have to describe their situation candidates to Pete (by phone) at least one week before the workshop so that one can be selected for development on the workshop day.

Observers will have the same involvement in all the lectures as the students but will mostly watch as the presentation process develops. I (Pete) estimate that an observer will gain at least 60% of the day's "learning" potential, and even more if they practice what they see when they go home.

Cost: Student: \$20.00 Observer \$10.00

Lunch: Bring a bag lunch.

Date: Saturday, July 14th, 2001 **Time:** 9AM to 5:30PM

Location: To be determined, based upon the number of people who sign up. All registrants will receive separate additional seminar (and location) information well before July 14.

Contact Information: Contact Pete Stanaitis, 2476 10th Av. Baldwin, WI, 54002, phone 715-698-2895, email: spaco@win.bright.net with any questions you may have.

Registration Information: Registration closes July 6, 2001. The first 6 applicants who request "Student" status will get it. After that, student applicants will be offered an "Observer" seat and any cost overages returned. Registration can be made by mail, email or by phone. Postmarks and time stamped emails or phone messages determine student/observer role for those requesting "student" status.

-----tear off here-----

Guild of Metalsmiths **Forging Ahead, Solutions and Presentation Skills Seminar** Saturday, July 14, 2001

Cost: \$20.00, Student, \$10.00 Observer. Make Checks payable to Guild of Metalsmiths.

Send this form with check, to: Pete Stanaitis, 2476 10th Av, Baldwin, WI 54002

Name: _____

Address: _____

City: _____ State: _____ Zip: _____

I want to be enrolled as a: STUDENT _____. OBSERVER _____.