

Join The Guild of Metalsmiths

Send \$30 dues to the address below. Please circle if you want to be listed in our membership directory and/or check items you don't want listed.

The Guild of Metalsmiths	List Me	Don't List Me
PO Box 11423	in the directory	in the Directory
St. Paul MN 55111	but don't list	
address - phones: home - work - fax - cell - email - web page		
(mark items above you DO NOT want published)		

Name: _____

Company Name: _____

Address: _____

(optional items)

Home phone: _____ Work phone: _____

Fax: _____ Cell: _____

Email address _____

Web page: _____

Metalsmith Back Issue Service

Back issues of The Metalsmith are available to Guild members for only \$3.00 each, postage included.

Use your most recent copy of The Metalsmith's "How to" index to pick out the topics that interest you most. Then, if you don't already have those Metalsmiths in your collection, get them from the Guild of Metalsmiths Back Issue Service!

To order, write the Volume and Issue number(s) on the back of this form along with your mailing address.

Include a check for \$3.00 for each issue made out to Guild of Metalsmiths.

Send it to:
Pete Stanaitis
2476 10th Ave.
Baldwin WI 54002

If you have any questions about the service, contact Pete at 715-698-2895 or email him at: spaco@baldwin-telecom.net

The Guild of Metalsmiths on the web:

Visit our website at <http://www.metalsmith.org>

Looking for something? Try the search engine. On our main page, just below the index table, click on "Search this Site," and enter your query.

Join The Bellows, our email discussion forum.

Information at:

<http://www.metalsmith.org/bb/TheBellows.htm>

Request Form Guild of Metalsmiths Video Library:

Date: _____

Name: _____

Address: _____

City: _____ State: _____ Zip: _____

Phone: () _____

Tapes requested: _____

Include \$3.00 for each "T" number requested. Make check payable to:
The Guild of Metalsmiths

Send request and check to:

Rich Herman
1253 Danbury Way
Rosemount, MN 55068

email: racherman@frontiernet.net
phone: (651)322-1623

Metalsmith back issue service order form
Read directions on the reverse side of this form.

Please send me these back issues: (Vol:issue)
Use additional sheets of paper if you need them.

Joining The Guild of Metalsmiths?

Please introduce yourself. Each month we welcome new members to the Guild and offer them a chance to tell us a bit about themselves. (who you are, your goals as a metalsmith, the services you provide, products you make, etc.) Whatever you want to share is fine. So, give us a statement of interests/services up to 254 characters long (letters and spaces). This statement is also printed in the member directory (optional).

Goings on...

...a calendar of GoM events at a glance



Events in May

- May 1, 2, 3, BAM annual Ozark Conference, Sedalia, MO
- May 14, Guild board of directors meeting, Myron Hanson's studio
- May 17, Introduction to Blacksmithing, **CANCELLED!**
- May 24, Forge Building Workshop **CANCELLED!**

Events in June

- June 6-8, Hammer-In at Nowthen
- June 11, Guild membership meeting, Curved Dash Club in Crystal

Events in July

- July 9, Guild Board meeting at Myron Hanson's
- July 26, 27, Little Log House Power Show, Hastings

Events in August

- Aug. 13, Guild membership meeting Gibbs Farm
- Aug. 8, 9, 10, Almelund Threshing Show (Nordquist)
- Aug. 8, 9, 10, Rose City (Mariette)
- Aug. 16 & 17, Nowthen Threshing Show (Fredell)
- Aug. 21-Sept. 1, MN State Fair

Events in September

- Sept. 19, 20, 21, The Madness at Little Log House in Hastings!

'The Forum' is online

To read an electronic (PDF) version of *The Forum* each month, go to our website, www.metalsmith.org.

The Forum

May 2008



Vol. 10, No. 5

June 6-8 hammer-in at Nowthen themed 'Treadle Hammers'

The Education Committee decided to give the upcoming hammer-in a theme of Treadle Hammers. All members are welcome.

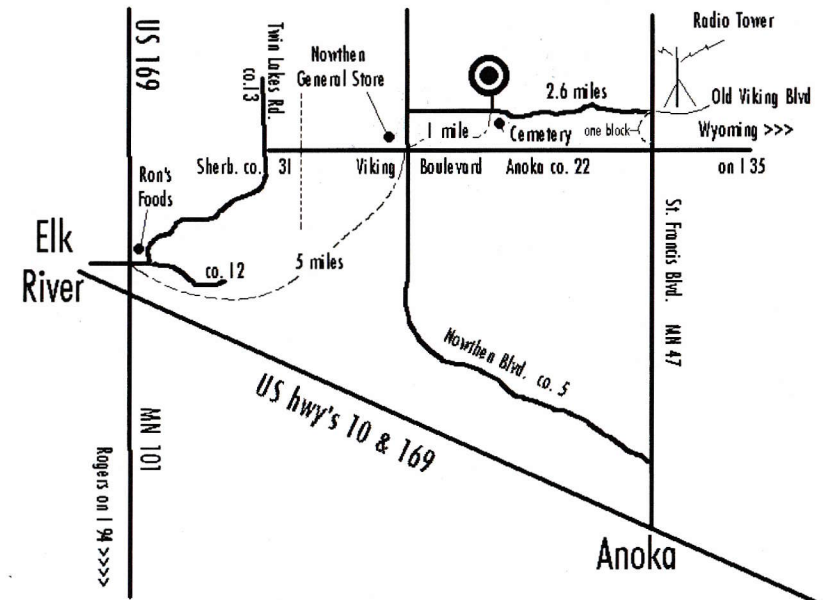
Bring your treadle hammer and tooling, if you have one. It's a good chance for many of us to see different designs or features, see them in action, ask questions, talk about safety, get a feel for their many capabilities, maybe even give them a try.

There's plenty of room in the Nowthen shop for setup. With five forging stations available, there's bound to be some open forge work going on as well.

So put Nowthen on your calendar June 6-8. If you wish: Primitive camping, water, biffys, and Saturday evening Pot Luck. Bring a chair. The shop has outlets so crockpots aren't a problem. We'll get a couple of tables. A map to Nowthen is shown below if you haven't been there before. Don't forget your ear and eye protection!

If you can bring your Treadle Hammer, great! There aren't that many out there. I would encourage you to think of a short project or demonstration or technique to show the group. Contact me, Al Olson, with questions, 651-683-0906.

Nowthen Threshing Show



Forum deadline for June: Monday, May 19, 2008

The deadline for The Forum is always the third Monday of the month. If you have activities that will be occurring in the next few months and wish to have them published in the next Forum, please send them by Monday, May 19, 2008 to Georgia Myers, editor, by e-mail to:

forum@metalsmith.org

(e-mails will be forwarded to Georgia Myers), or to

gldmyers@embarqmail.com

or mail them to:

Georgia Myers

413 W Dakota St

Lake City MN 55041



The Guild of Metalsmiths, St. Paul, MN, publishes the GoM Forum monthly. It is intended as a tool to further our educational mission, to keep members up to date on current happenings, to publicize projects and workshops, a place for all members to express their opinions, concerns, learn more about each other—in short, to help us run our organization.

For address change, or to submit comments, please mail to: The GoM Forum

Georgia Myers

413 W Dakota St

Lake City, MN 55041-1869

or e-mail to

forum@metalsmith.org or

gldmyers@embarqmail.com

Guild educational grants

There is grant money available for Guild members to study intermediate and advanced metalworking techniques.

The Guild educational grant program is designed to bring new skills into the metalworking community. Participants are given money to pay for a portion of their expenses and are expected to learn some new or poorly understood skill, and then to share what they have learned with other members and the public through an article in our quarterly magazine, "The Metalsmith." They're also expected to lead a workshop on the topic (or other educational service approved by the board).

Application forms are available from the president or treasurer at a regular meeting, or by sending a self-addressed, stamped envelope to:

The Guild of Metalsmiths

PO Box 11423

St. Paul MN 55111



'The Forum' is online

To read an electronic (PDF) version of *The Forum* each month, go to our website, www.metalsmith.org.

Our neighborhood of smiths

Check this page every month to see what's going on with our neighboring colleagues, and read about activities in their smithing groups.

UMBA

Visit <http://www.umbaonline.org/events.html>

UMBA DVD-R library

125 different titles

\$5 each, \$2 shipping per order

Never return them to library - www.umbaonline.org

Badger Blacksmiths meetings

Our contact information is as follows:

President: Paul Branch

715-248-7788

715-222-9239

pbranch@frontiernet.net

Jon Gooding

(715)-688-2067

hdridrjr@baldwin-telecom.net

Lake Superior Metalsmiths

Lake Superior Metalsmiths (LSM) meet the fourth Saturday of the month at noon from October through April. The meetings are potluck at noon at Dave Hanson's house, 5873 Taft Road, Duluth, Minnesota, 218-721-4572.

Northern Minnesota Metalsmiths


The NMM meetings are the first Monday of the month, often, but not always, at Keith Johnson's shop in Bemidji. Contact Keith for monthly specifics at keith@greatriverforge.com. The Northern Minn. Metalsmith's website is up again, different name, www.nmmetalsmiths.org

Next Guild meeting set for June 11

Plan now to attend the June 11 Guild meeting to be held at the Curved Dash Club in Crystal. The theme will focus on a display of antique cars.

Nick Heinen, who is "champion" for the program at this meeting, says the following:

"I visited Gary Hoonsbeen at his home and was impressed with him, his passion and knowledge of pre-1905 steam powered autos, and his shop, which he claims has in excess of 250,000 screws).



"He keeps 4 of these autos in his shop and outside his garage in various levels of repair. What I found most interesting was his gas-powered pogo stick; and his old, huge, beautiful restored organ which he demonstrated for me."

For those who are unfamiliar with the term "curved dash," we learned from the Internet that it describes antique one-cylinder Oldsmobiles

manufactured in the very early 20th century and named for the unique shape of the footboard. They look very much like horse-drawn carriages without the horse and are credited as the first high-volume mass-produced automobile.

More details and a map will be included in the June Forum. See you there at 6:30 for our normal potluck!

Death notice

The following was received from Dave Mudge, ABANA official:

The artist blacksmith with the most influence on his craft in central Europe, Alfred Habermann, died on 28th of April in the hospital of Waidhofen, Ybbs, in Austria only a few days before his 78th birthday.

The "pope of artist blacksmiths", the "master", as Habermann was called by almost all of his colleagues, apprentices and friends, he was a "globetrotter" of the artist blacksmith's trade. Nearly on every continent he held lessons and workshops in which he has lightened the fire of metal forging with modern patterns.

Until his last days he was working in his chosen "Heimat" Ybbsitz in Austria. During the last years he had found his place to be in the restored "Welser-Schmiede", together with his daughter Christine, who is supposed to be one of his successors in the different ways of creating. Always behind Alfred Habermann there was his wife Maria. She supported him in every single way, on every single place. With his Oeuvre Habermann created the future within the present. His visions were understood by his colleagues only years after Habermann made them come true.

He was the founder of a young, hungry generation of artist blacksmiths in Europe. Now it is up to them to show what they have learnt. This generation as sure as his master-colleagues and friends will be on the way to Ybbsitz on Friday, 2nd May, to say goodbye to one of the fixed stars of the international blacksmith's family. The funeral will start at 12 a.m.



Congratulations to students in the Basics Class C. This class "graduated" on April 5, 2008.

2008 Basics 'C' class review

The class was serviced by yours truly, Cliff Asmus, Bill Krawczeski (BtW©), Don Hammer, Roland Sigurdson, Charlie Bateman, and Jeannine Clark.

Don worked this into his change of venue to Grand Marais, and thanks for that. Jeannine was there by the grace of her nature and a hope to see what this teaching volunteer thing is all about.

We were sorry to have such a small group of available staff, but people are busy. We get by. No one got hurt, pretty good streak for our group. We did have some blisters.

The class graduates are Mark Boe, Michael Reesser, Shawn Colbert, Andrew Nyberg, Robert Palmquist, and a group that is following in the special category of "Friends of the Murrys", Stuart Lantz, and Hien Truong. Andrew and Robert are not in the picture.

We had one no show, and one who did not finish. That is unusual.

I believe we have a couple of graduates that will offer to help carry the course forward. That is a very rewarding part of teaching these classes.

Herb had a good time, and the food was good.

— Herb Fick

Check the illustrations of this Basics class on the facing page!

Thank you!

What the Guild of Metalsmiths Means To My Family

How do I begin to let you all know how I feel about the Guild of Metalsmiths? My husband, Rob Murray, joined the guild over ten years ago. He would talk about these "metalsmiths" and the get-togethers and the "Madness" and I had no idea what he was talking about. Then our kids got involved.

First Ken, who followed after Rob, but eventually took off on his own and went through the Basic Blacksmithing Class. A Guild grant led Ken to the Minnesota School of Horseshoeing and off to Montana with a forge and anvil to go to college.

Now both of my daughters are romanced into blacksmithing. Having both completed the Basic Blacksmithing Class, they just made a gas forge this past weekend. MaryBeth is already lamenting about how much she will miss the Guild when she goes away to college. Ruthie is waiting for next year's Fall Conference where she can do another "found art" project. The Power Hammer workshop was a pivotal event for Rob at age 50.

The Guild has been fundamental in shaping our children's lives. They have been influenced by wonderful adults who are interested in teaching and mentoring them and they have learned to talk and interact with people of all ages. I have enjoyed every Fall Conference, and watching all of you pour out your care and concern to my children. It is all of the wonderful people that give of their time that make the Guild what it is. I just want you to know how great you are. Thank you.

— Patty Murray (wife and mom and admirer)

News from Tunnel Mill...

***Tom Latane'** will be teaching a Gothic Chest Lock Class on May 29, 30 & 31st, 2008.

The class will cover the forging, filing and fitting of components of a chest lock with a spring loaded bolt to retain a hasp. A roughed



out key blank will be available to be fitted, using saw and files, to a set of wards which will be fabricated with mortise and tenon joints and forge brazed.

Those who participated in the Gothic chest class will be constructing a lock to be affixed behind the front wall of the chest. Other students will make a lock which could be mounted on the exterior of any appropriately sized wooden chest. Register NOW!!

***Nathan Robertson** will be teaching another hammer class and possibly a drift class. The date is June 21 (& 22 if needed).


***Roger Degner** will be teaching a one day class on a Roycroft style jewelry box and a two day class on Roycroft cooper vessels. Be ready to hammer. Techniques learned will be forging, planishing, texturing, design application, lid construction soldering, and patina application. You can sign up for one or both classes. Class dates are June 27, 28 and 29.

***Kirsten Styles** will be teaching High Relief Chasing techniques on July 10th, 11th and 12th, 2008. In this workshop students will learn how to make their own high quality chasing tools and complete a chasing that incorporates extreme elevation shifts, fold overs, undercuts and highly textured surfaces. Thursday, students will create a set of ten chasing tools. Friday and Saturday we will move to pitch and smaller hammers to form our 5x5 inch relief images with chasing and repousse. We will explore the use of stakes to create larger images and repousse' forms. All of the chasing and repousse work will be done cold with 18 bronze sheet(CDA655).


This September we are planning a one or two day class with Kirsten and veining leaves.

Call John or Carol Adams @ 507-289-4189 or 289-5246 for registration and info.


Memories from 2008 Basics C class



Demo time



Posture




Intense: Colbert


Hammer-Making Workshop results in successful students

The hammer making workshop was a rousing success. Eight students, three great teachers, and three helpers had a bang up time making hammers and handled drifts. Each student walked away with a handled hammer or drift and a template/gauge so they could make additional drifts. Mrs Carlson served an excellent \$10 lunch for \$5, and everyone left fat and happy.

— Guy Paton




Eyeing a drift



Eyeing a second drift.



Evaluating shape.



Facing a hammer

(Photos by Guy Paton)