

# Guild of Metalsmiths. Monthly discussion FORUM

November 2001 Vol 3 Issue 11

Here we are again. Pull up a chair, get your coffee, reading glasses, and writing tools. It is time to discuss the news. The Guild currently has 312 members. Your renewal date is on the mailing label as 20XX.Q (year.quarter).

Gene Olson, editor

\*\*\*\*\*

## Attention Please!

If your label says. 2001.4 your membership is up for renewal. Please send your \$30 dues to:

**The Guild of Metalsmiths**  
PO Box 11423  
St. Paul MN 55111

## How to Join

Send \$30 dues with your name, address, (and if you would) phone numbers -home -shop -fax, email address, web page, a statement of interests/services up to 254 characters (letters and spaces) to the above address. (Please indicate if you want to be listed in our membership directory and which items you want listed)

Gene Olson, editor

The **GoM FORUM** is published monthly by the Guild of Metalsmiths, St. Paul, MN. It is intended as a community bulletin board, a place for all members to express their opinions, concerns, debate policy, propose projects & workshops. In short, to help us run our organization.

Your comments can be mailed to The GoM Forum, c/o Gene Olson, 8600 NE O'Dean Ave. Elk River, MN 55330-7167, Faxed to 612-441-5846, or emailed to: [forum@metalsmith.org](mailto:forum@metalsmith.org)

:

## In this month's FORUM

## Checklist - Index

Call for Metalsmith Articles  
Metalsmith Back Issue Service  
COAL specs  
meeting notes  
Video Librarian Needed  
The Guild Website  
Directory updates

Letters

Want Ads

Next Meeting

Workshops

## Metalsmith articles:

Those of you working on those informative articles for our quarterly magazine. **The copy deadline for the issue 1 of 2002 is Feb 1.**

Send them to:

MARCIA MCEACHRON  
2526 CALIFORNIA AVE NE  
MINNEAPOLIS MN 55418

Phone: 612-706-0198

Fax number: 612-781-8435

Email: [mmceachron@earthlink.net](mailto:mmceachron@earthlink.net)

Please!

## ---Metalsmith Back Issue Service---

Back issues of The Metalsmith are available to Guild members for only \$3.00 each, postage included.

Use your most recent copy of the Metalsmith's How-to index to pick out the topics that interest you most. Then, if you don't already have those Metalsmiths in your collection, get them from the Guild of Metalsmiths Back Issue Service!

To order, write the Volume and Issue number(s) on a slip of paper along with your mailing address.

Include a check for \$3.00 for each issue made out to Guild of Metalsmiths. Send it to:

Pete Stanaitis

2476 10th Ave.

Baldwin, WI. 54002

If you have any questions about the service, contact Pete at 715-698-2895 or email me at: [spaco@Baldwin-telecom.net](mailto:spaco@Baldwin-telecom.net)

## Coal specs

Some of you may find this rather dry reading but others have asked for the info.

Moisture	2.74%
Ash	4.88%
Volatile Matter	17.74%
Fixed Carbon	74.64%
Sulfur	.061%
BTU/lb	14,594

If this looks like Greek to you, help is on the way. Green Bay Brown tells us he is writing an article for the Spring Metalsmith which will explain all this.

Way to go Dave.

## The October Meeting:

submitted by Gene Olson

Dave Olin's place in Mendota.

## Meeting called to order.

### Committee reports:

**Financial:** 26,000 in treasury, fall conference a success, more attendees than ever, great auction and raffle even though they didn't set any new records.

**Education:** all beginning classes filled.

**Program:** February meeting will be at Arms and Armor on Stinson Blvd. in Minneapolis.

**Publicity:** forum published, Copies of the directory handed out for final proof.

There was some discussion about alternative venues for classes when the School of Horseshoeing stops making it's space available. The board has been working on the Nowthen Threshing Show shop as a site on the north side. Several members expressed concern over the Guild putting money into one threshing show when the others furnished their sites and paid for the equipment at no cost to the Guild. The fact that we will have 5 forging stations there so classes will be possible was one reason listed. It was pointed out that this is a long drive for most members, over 10 miles further than the School of Horseshoeing. It was pointed out that we are looking for additional sites, closer in to the Twin Cities and also on the South side.

## Evenings Program:

Dave and Dave and the programmer from the UofMn that wrote controller, showed off the reconditioned welding/positioning robot they had put to work making blanks for forged baskets.

**Show and tell:**



**TOLL**  
**GAS & WELDING SUPPLY**

SINCE 1945

www.tollgas.com

CUSTOMER  
 SERVICE  
 763-551-5300  
 OR  
 TOLL FREE  
 1-877-TOLL-GAS

7 CONVENIENT  
 METRO  
 LOCATIONS

PLYMOUTH  
 3005 NIAGARA LANE  
 PLYMOUTH 55447  
 763-551-5332

BLOOMINGTON  
 429 WEST 86TH ST.  
 BLOOMINGTON 55420  
 952-888-0680

LAKEVILLE  
 7435 W. 161ST ST.  
 LAKEVILLE 55068  
 952-891-2222


CHANHASSEN  
 265 W. 79TH ST.  
 CHANHASSEN 55317  
 952-949-3888

BLAINE  
 1500 NE 91ST AVE  
 BLAINE 55449  
 763-784-2360

BROOKLYN PARK  
 7609 N. 3RD AVE  
 BROOK. PK 55428  
 763-560-4019

ROSEVILLE  
 2650 N. CLEVELAND  
 ROSEVILLE 55113  
 651-635-9920

- RENTAL EQUIPMENT
- REPAIR SERVICES
- GAS REFILLING
- CYLINDER LEASES



## METALSMITH SPECIAL!

### 10% off all non-sale items.

LET OUR SALESPERSON KNOW  
 WHERE YOU SAW THIS AD  
 TO RECEIVE THE DISCOUNT.

Expires December 1, 2001


\$99.00

PORTAGRIND



\$129.00

MULTITOOL



Nathan Robertson plays the Little Giant 500 at Tunnel Mill

Photo by Charlie Bateman

**Photos:** Charlie Bateman brought photos from the Fall Conference and Tunnel Mill so some of us could see some of what we missed.

**Fire basket, spit, and book on swordmaking** Brent Wold

**Simple copper plating system** - Peter Bliss showed us some pieces he had forged and then plated using a system he found on the internet. Regular plating shops use cyanide baths to plate copper (this keeps the poison in the pot, it doesn't give off poison gas). The system Peter found uses acids available in grocery and hardware stores, a six or twelve volt battery and matching light bulb, copper wire and a nonconductive pan. Proper cleaning of the parts is imperative in any plating process. It takes about an hour to plate something, the liquid chemicals used can be easily disposed of, but the process does give off deadly Chlorine gas. If you wish to know more about this process call or write Peter.

**wood fired pots** from Tunnel Mill firing - John Adams

**Books** for the Library, Sarah Delaney



Sarah brought a box of books on smithing and art and donated them to the Guild for the lending library. We will be setting up a system to keep track of them, they will be brought out at meetings and checked out from meeting to meeting.

### Video Librarian

#### Help Needed

We need a volunteer to take over the Guild's video Library. Fred McCluskey, who has got the whole thing organized now, all records up to date and all, is moving. He will be losing the office where he kept the tapes. Contact Fred or Dave Fetrel.

### The Guild Website or Adventures of the bureaucratic kind.


If any of you have been trying to find current info from the Guild website you may have noticed that it suddenly jumped back to Last April.

This was due to a system crash and restore which left me without a key to get in fix it. Luckily, this happened even as I was moving the whole site to another local ISP, Frostbit.com in Hopkins. Mtn, the old ISP had failed to properly enter us into their bookkeeping system and when they sold off their internet services the new ISP didn't know we were a customer. (This helps to explain the lack of service, my user name was listed under the MN Genealogical Society) The website was running on the computer, and the techs new about it but accounting didn't and accounting had the keys to the user access.

As a result, we never got billed, The Genealogical Society did at a wrong address even for them so of course they didn't pay, and the dialup acct lapsed. And then the system crashed while I was trying to change our address to frostbit. The techs moved the site to a new server, but without a new key from accting I couldn't get in, and accounting kept figuring I was really some sort of weirdo crank caller to be complaining about service when I wasn't even a customer.

By the time this newsletter reaches you, Internic should have updated all it's "directory databases" and [www.metalsmith.org](http://www.metalsmith.org) will take you to the new site.

Which now has a number  
<http://208.132.189.220/>



Elizabeth Brim inflates one of her pillows at the 2001 Madness

Photo by Charlie Bateman

which the internet machinery should be connecting to our name even as I write, correcting our name in that great internet phone book in the sky to the above number.

Dale Ubelhoer, the owner of FROSTBIT.COM, volunteered to host our site as a public service, for which we offer our thanks.

With Dale's help we hope to add some extra services to the site. Perhaps a members email forum.

Dale offers metro area dialup service as well as internet hosting. Dale's phone is 952-933-5279 and his email is [dale.ubelhoer@FROSTBIT.COM](mailto:dale.ubelhoer@FROSTBIT.COM) if you have any questions about getting on line in the metro area or setting up a web site.

wearing my Webfumbler hat  
Gene

Bye the way:

Due to the fact that we now have a member in Scotland, copies of the forum are posted to the website to save foreign postage.

[Http://www.metalsmith.org/pub/forum](http://www.metalsmith.org/pub/forum)

### Directory Updates:

The New Directories are at the printers and should be finished soon. The changes listed below are included.

.A hearty welcome to our New Members:

HEINRICH, KEVIN  
316 BONNEVISTA TERRACE  
SHAKOPEE MN 55379  
Home phone: 952-445-1737

NORDSTROM, WARREN M "SKIP"  
9720 RUSH CREEK BLVD  
CORCORAN MN 55374  
Home phone: 763-498-8836  
Fax phone 763-498-8846  
[smnord@iaxs.net](mailto:smnord@iaxs.net)  
Statement of Interests: Beginner- Interested  
in knives, tools and other period stuff.

### Address Changes:

CARLSON, RICHARD  
email: [itcarlson@usfamily.net](mailto:itcarlson@usfamily.net)

### Letters:


To have your letter printed here, Address it Dear Forum: and mail it to The GoM Forum, c/o Gene Olson, 8600 NE O'Dean Ave. Elk River, MN 55330-7167 ; email it to: [GoMforum@mettleworks.com](mailto:GoMforum@mettleworks.com) or FAX to 763-441-5846

\*\*\*\*\*

Hi there

GENE,

I would like to thank everyone at the < MADNESS> for the great card and all the kind thoughts for me. I went to my first madness in 1989 and had only missed 2 in the following years. I miss all my friends and I hope I can change that in the future.



Roger Loyson's bronze snapping turtle with the stuffed model on top.

Photo by Charlie Bateman

I hope this next week I'm going to pick up a hammer again. When I do its going to be one of Ollies that I have saved for something special, what more than getting back to the forge and anvil .hope to see everyone at the spring conference.

your friend  
BIG ROD

\*\*\*\*\*

### The Adventures of Al the Intrepid

(for those of you who don't already know: Illustrious Al Olson, who lead the Fall Conference this year went south for the winter, waaaaaay south, McMurdo Station, Antarctica. Here are some notes from way down down under. )

If you want to write him back or have a question for him his email is:  
alan\_olson@hotmail.com

If you aren't on line you can probably talk the local library into helping you with this.

Subject: conference postmortem  
hey yall,

so what became of the meeting? i wouldn't mind hearing the skinny. it took a long time to get to mcmurdo but i've been here and on the job for a few days. our transport kept having mechanical difficulties, which meant turning around. 5 days and 6 tries later, i got here from christchurch, NZ. this sure aint kansas, but i like it so far. take care.  
al

Subject: day off in mcmurdo  
hey guys, today is my first weekend, which are sundays. went out drinking last night.

there are two bars in town...smoking and non. kind of reminded me of being 18 again, away from home, at school for the first time. drunkenness, stupidity, boy/girl chasing, kind of pathetic actually. so i didn't get very carried away, aint midlife grand. my friend robin and i hiked up observation hill which overlooks town and has a great view. about a 45 minute trip up. the weather was really nice so we could see for a hundred miles i bet. the opposite side of the bay is like 60 miles away and is snow covered mountains. it doesn't really look that far away. really gives you a new sensation of isolation. there's a small kiwi (new zealand) base on the other side of the hill. we can go there to their little store and on thursday nights we are invited to their bar. there's mount eurobus (sp) in the distance which is a live volcano that smolders. can't see it from town though. aside from that there's snow covered land or ice as far as you can see. will be interesting when midsummer comes. the town resembles what you might think of a mining town on a hillside. not pretty, but adequate. stuff stored in containers in rows all over the place, huge fuel tanks, antenna farm up the hill, pole barns, quanset huts, firestation, dorms, galley, science center, helo pad, machinery moving around, one of the runways 3 miles out on the ice. only a couple days of blowing so far, otherwise it's like beautiful midwest winter weather, above zero. the day we landed here it was beatiful earlier in the day. but when we landed the was a ground blizzard and there was questioning why the flight crew landed anyway. didn't

hear what became of that. but, they were considering leaving our gear on the plane and taking it back to NZ because the plane was being blown across the ice runway. they had to get fuel in it right away to help weigh it down. they're c141's, not exactly small transports. i watched it take off from up in town, the visibility was great above maybe 10 feet. the only way in or out of this place just flew away. i've been learning town, doing handymanish type stuff (furnaces, galley equip, tools, appliances) meeting a bunch of people, getting to know the system. it feels good here. some people have been doing this for years. when i'm outside and look around, i can't help but feel luckier than hell. you should see the cod that are in an aquairum. 4 feet long easy and the girth of a dinner plate. feed you for 2 weeks. i met a diver who fishes for research. so many different and interesting people. trades, contruction, scientists, medical, some military, communications, computer nerds, admin, cargo, etc. there's like 800 plus here now and should grow to around 1100 people. my roommate is a young guy who works in the galley. good guy, doesn't snore, easy to get along with. when i arrived in LA and ice people started to collect together at the NZ gate, i was afraid they were all going to be young, tree hugging, dreadlock hair, extremist frea  
al

Subject: laundry night  
hi yall,

waiting for the clothes to dry.....it's like midnight and the computers aren't so slow right now, so i'll yak for a bit. tomorrow is our halloween party in town. i managed to make myself a dagger and sword of wood and scavenged some clothes and an eye patch to be a pirate. holidays are little more sacred here, what else do we have to look forward to. last weekend i did my snow school/happy camper school for 2 days and a night. then sea ice school on monday. now this exceded my previous MN winter camping experiences. at least in MN you can chop wood and make a fire. we had little backpacking stoves to boil water for drinks and dinner in a bag. other than that it was a matter of moving around to stay warm. we figured it was around 10-20 below 0 (without windchill). i got a mild sun burn on my face. it was kind of a survival training class out on the ross ice shelf. we cut snow blocks and built walls to block the wind for a couple small tents. we



Bill shows off one of his lady slippers at the Build the chandeliers workshop.

Photo by Charlie Bateman

block the wind for a couple small tents. we pitched a "scott tent" which looks like a sharp pyramid and apparently is the same style that scott the british explorer used almost a hundred years ago. we also made a "snow cave." the cave was made by piling up 10 big duffle bags, covering them with a tarp, then piling and tamping snow on it until there's a good 3 feet of thickness. then you burrow in low and have someone pull out the bags. then you cut the entrance on the opposite side, down deep like a sink trap while the inside person digs to meet in the middle. after it's all cleaned out, you plug up the first hole. that's where i slept with a couple others. you need a lot of time to make these, i don't see it happening again...soon. the sun doesn't go down now so i couldn't tell what time it was in the cave. but the light that filters through the snow is a nice blue. in "the morning" the ceiling has ice feathers hanging above your head from breath. the sea ice thing was meant to educate us on ice crack evaluation. so we know if it's safe to drive a vehicle across it. the instructor couldn't find any cracks, so we went to some cool little ice caves in a nearby glacier. it's still a little early for the ice break up. i have talked to people who have seen some seals. where there are seals, there are cracks. our current runway is on the ice, but later they will switch to one on the ice shelf which is permanent. we are actually on an island, but you wouldn't know it to look around. there have been some nice visibility days to

ponder the royal society mountains and mt discovery, across the mcmurdo sound. i finally got my directions sussed out after studying a map for a while. work is work, fix stuff, periodic maintenance and cleaning. i fixed one of the fuel station pumps this week and the crane used in the shop that repairs all of the big and huge vehicles around town. it's cool to fix something you've never seen before. but the spare parts/materials/tool situation is pretty bad. that's my frustration. nothing like knowing what you need and not being able to find it. home depot is lookin pretty good right now. oh,

al olson

\*\*\*\*\*

Al also wrote and asked for info on building a gas forge. I guess he was going into withdrawal. <grin>  
ed.

#### Want Ads:

Any notice MUST be in my hands by the end of the month.

\*\*\*\*\*

#### Hi Everyone!

I don't know if this is in time to make the November forum or not. I had several people at Tunnel Mill ask me to get them cans of the paste wax I had with me. It's Howard Citrus-Shield, a very nice orange smelling wax. It's a carnuba wax (whatever that is) mixed with orange oil. It smells and feels good. There's two problems. I don't remember who wanted cans of it, and the stuff is pricey. \$11.50 for a can including tax. I don't know what postage will be. If anyone is interested they can get a

hold of me and I'll try to help them out.  
Nathan Robertson  
Jackpine Forge  
52765 Robertson Road  
Max, MN 56659  
(218) 659-4590  
jpine@paulbunyan.net

\*\*\*\*\*

#### FOR SALE

##### Blacksmith Leg Vice:

Heavy duty 70 lb, 5 and 1/4 inch jaws that meet square. Completely take apart, cleaned, new finish, put back together, greased, new spring and all parts in great condition.  
\$225.00

##### 2 Horse Motor:

3 phase, 2 horse, fresh rebuilt electric motor. Has 4 and 1/2 inch flat belt pulley on it. Willing to sell the two separate. Willing to discuss price.

##### Rail road rail:

14 inch pice of rail. Clean face with one end cut straight down and the other end is like heel of an anvil. \$20.00

##### LP Gas forge:

Hand made, all new, single burner, light weight, perfect for travel, inside - 11" long by 5 1/2" wide by 4 1/2 wide. Includes hoses, manifold with shut of valve, control valve, gage, and high pressure valve for LP tank. Has new technology refractory material, very efficient. \$160.00 in parts.

Willing to discuss price. In my opinion, this will perform as well or better than a factory made two burner forge.

##### Bench vice:

4 and 1/2 inch jaws. \$10.00

would consider trade for any of the above.

Tony Collodoro  
763-561-2911  
blacksmithtony2001@yahoo.com

# The December Meeting and Banquet

When: December 12<sup>th</sup>, 2001  
6:30 potluck banquet  
7:00 business meeting

Where: CSPA Hall  
385 Michigan St.  
St. Paul, MN

What: Election of Officers  
President  
Vice President  
Treasurer  
3 Board members  
Annual Banquet  
Awards Presentation  
Show and tell table



This is your chance to help lead the Guild through the upcoming relocation as we search for, find and equip alternative classroom spaces. Some people have expressed strong opinions about this; if you care enough, run for office.



# Open Forge Workshops

Two Days

November 17<sup>th</sup>, 2001

December 22<sup>nd</sup>, 2001

sign up for either  
or both

Minn School of Horseshoeing  
Ramsey MN

Instructor: Pete Stanaitis  
2476 10th Ave.  
Baldwin, Wi. 54002

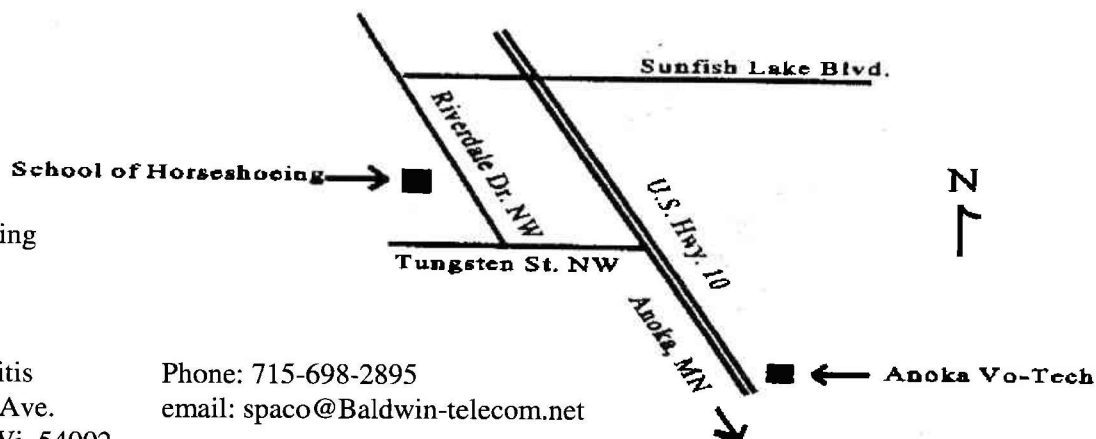
Phone: 715-698-2895  
email: spaco@Baldwin-telecom.net

Cost: \$15 per session

Class size: 8

Description: An open Forge is an opportunity for those without a place to work. Bring your own project or Pete will demonstrate a form or two for those who just want some forge time.

You need to bring: Safety Equipment: safety glasses & ear plugs/protectors are mandatory, other safety equipment may include: gloves, apron, cotton clothing, leather shoes. Bring your favorite bucket of tools.



---

## Open Forge

Mail to: Pete Stanaitis, 2476 10th Ave., Baldwin, Wi. 54002  
Phone: 715-698-2895 email: spaco@Baldwin-telecom.net

### Circle Your Choice(s)

November 17 <sup>th</sup>	December 22 <sup>nd</sup>	Total due
\$15.00	\$15.00	\$ _____

Check payable to: The Guild of Metalsmiths

Name: \_\_\_\_\_

Address: \_\_\_\_\_

City: \_\_\_\_\_ State: \_\_\_\_\_ ZIP: \_\_\_\_\_

Phone: \_\_\_\_\_