


# The Forum

November 2010



Vol. 12, No. 11

## Guild annual meeting and holiday gathering to be Sunday, December 12 at CSPS Hall, St. Paul

A holiday tradition among Guild of Metalsmiths members continues this year as we gather at the CSPS Hall in St. Paul for our annual meeting and holiday celebration. Plan now to attend the most popular social event of the TGOM year! This annual gathering will once again be held at the Cesko-Slovanský Podporující Spolek (C.S.P.S.) Hall at 383 Michigan Street in Saint Paul.

Come early (11:00 am) to help set up the hall, and Tom Phelps pledges to once again buy the first round of "holiday cheer" at The Glockenspiel, just downstairs from the hall.

Events on the agenda for this special gathering include

- ♪ the annual election of TGOM officers
- ♪ a mini-auction to help raise funds for the
- ♪ and, of course, the most fabulous potluck

If you're a new Guild member, be sure to come to this fantastic celebration of food, comradery, and learning. Come early, help set up, enjoy some hors d'ouvres, and settle back for the events of the day to unfold. A general election of 2011 officers and board members is first on the agenda. The grand finale is the potluck meal, but before that you won't be bored by all the activities. Welcome!





## Forum deadline for December: Monday, Nov. 15, 2010

The deadline for The Forum is always the third Monday of the month. If you have activities that will be occurring in the next few months and wish to have them published in the next Forum, please send them by Monday, Nov. 15, 2010 to Georgia Myers, editor, by email to:

[gldmyers@embarqmail.com](mailto:gldmyers@embarqmail.com)

or mail them to:

Georgia Myers

413 W Dakota St

Lake City MN 55041

---

## Our neighborhood of smiths

### UMBA

Visit <http://www.umbaonline.org/events.html>

UMBA DVD-R library

125 different titles

\$5 each, \$2 shipping per order

Never return them to library - [www.umbaonline.org](http://www.umbaonline.org)

---

### Badger Blacksmiths meetings

Our contact information is as follows:

President: Ron Wendt

715-874-6141

[rawblacksmithing@clearwire.net](mailto:rawblacksmithing@clearwire.net)

Newsletter editor: John

Grump

715-835-0894

[johngrump@att.net](mailto:johngrump@att.net)

---

### Lake Superior Metalsmiths

Lake Superior Metalsmiths (LSM) meet the fourth Saturday of the month. Potluck at noon with meeting to follow.

Contacts are:

Norm Groehler, President, 715-399-8151

[normanwgroehler@centurytel.net](mailto:normanwgroehler@centurytel.net)

Jim Sage, Vice President, 218-525-7265

[sageforge@cs.com](mailto:sageforge@cs.com)

---

### Northern Minnesota Metalsmiths

The NMM meetings are the first Monday of the month, often, but not always, at Keith Johnson's shop in Bemidji. Contact Keith for monthly specifics at [keith@greatriverforge.com](mailto:keith@greatriverforge.com). The Northern Minn. Metalsmith's website is [www.nmmetalsmiths.org](http://www.nmmetalsmiths.org)

**SCHEDULE CHANGE: The NMM annual conference is rescheduled in 2011 to the third weekend in April, due to Easter being the fourth weekend.**

---

### Central Minnesota Blacksmiths (CMB)

Meet on the first Monday of each month

Pot Luck followed by demo

Locations are different every month so please call or write for info

Contacts are:

President: Ken Zitur

1-320-746-2557

[ken@kensiron.com](mailto:ken@kensiron.com)

Brian Johnson

16777 Co Rd 75 NW

Clearwater MN 55367

1-320-558-6898

## New Members - November

Jay Hawkinson

River Falls, WI

Richard Zielike

Edina, MN

Andy Larson

Minnetonka, MN

Jacob McCallister

St Paul, MN

Luke Burgess

Oak Grove, MN

Gerald Setterholm

Moundsview, MN

Chris Gorrilla

Eden Prairie, MN

Thomas Budewitz

Minneapolis, MN

Jonathan McKenna

Bloomington, MN

Cree Orth

New Richmond, WI



## News from Tunnel Mill

Tunnel Mill is located 85-100 miles south of the Twin Cities in the country five miles north of Spring Valley, MN on County Road 1.

Contact for class registration:

Carol and John Adams

507-289-4189 or 507-289-5246

Email-[jc-adams@msn.com](mailto:jc-adams@msn.com)

Website: [www.tunnelmillcrafts.com](http://www.tunnelmillcrafts.com)

## Upcoming at Tunnel Mill..

We are talking with Tom Latane, Bernhard Heer, Peter Ross, James Vista, Mike Blue, and Doug Wilson for some great classes in 2011. Dates and class descriptions are in the works.

Note: This information is provided as a service for our members. Members may submit items for sale and upcoming events that are considered relevant to our group, and they will be published as space permits. The Guild of Metalsmiths is not responsible for these items or events.



# Tool Box Class

Saturday, February 19, and Saturday, March 19  
9:00 a.m.

Minnesota School of Horseshoeing in Anoka

Instructors: Tom Sanders, 507 822-2792

[thomas.sanders@mnhs.org](mailto:thomas.sanders@mnhs.org)

Martin Pansch, 612 599-4762

[blacksmithingyeti@gmail.com](mailto:blacksmithingyeti@gmail.com)

**Cost: \$85.00**

Are you still using a 5-gallon bucket to haul your tools to classes? How gauche! Sign up for this class, and you can soon be toting your tools in style. In this class students will make all the hardware for their own wooden tool box. Parts include hinges, bale handles with plates and cotter pins, a hasp and staple, and, of course, nails.

On the first day of the class students will be given the wooden parts of their box and begin making the hardware. There will be a month break before the second day of the class so students can customize and assemble their box in preparation for mounting hardware as well as any work they may need on the hardware they started.

On the second day of the class students will be taken through forging the rest of the hardware and mounting it on their tool box. This is a class for those with solid intermediate level skills. Students should be able to forge weld thin stock, have good hammer control, and be able to control where they spread their steel.

**Bring to class:** Your favorite blacksmithing hammer, tongs for handling 1/8" flat stock, 1/2" square and round stock, files, 1'2" wide cold chisel, 3/16" round punch, and any other tools you think might be useful.

**Safety equipment:** Safety glasses & ear plugs are mandatory. Other safety equipment may include gloves, leather apron, cotton clothing, leather shoes.

**Other equipment:** Flux, drifts, nail headers, and hinge bending jigs will be provided.



**To register:** send \$85 check written to Guild of Metalsmiths to...

**Martin Pansch**

8750 Yale Avenue

Young America, MN 55397

## Hardware



**Completed Tool Box**



# Beginners Blacksmithing Classes 2010 / 2011

**Notice: All classes are now filled. If you wish to join a waiting list, please call Gordon Barr at 952-894-4821 or email him at [agbarr@aol.com](mailto:agbarr@aol.com).**



**When:** Classes are held on four Saturdays from 9 – 4. Three sets of classes are held this Fall, Winter and Spring. All 3 sets of classes teach the same information.

A Class

Oct. 9  
Oct 23  
Nov. 6  
Nov. 20

B Class

Jan 8  
Jan 15  
Jan 22  
Jan 29

C Class

Feb 12  
Feb 26  
Mar 12  
Mar 26

**Cost:** First, you must be a member. If you are not, you can join for \$30 per year. The workbook/study guide is \$15 and the 4 classes are \$105. This covers everything you need, the facility, coal, and metal.

**Where:** The classes are held at the Minnesota School of Horseshoeing, 6250 Riverdale Dr NW, just off Hwy 10 in Anoka near the Anoka Vocational College. See map on page 4.

**Why take the beginners basic classes:** The beginners basic classes are designed to give everyone the same understanding of the basics, techniques and terminology. The basic classes are required before taking any of the many other classes the Guild offers. This enables those classes to concentrate on advanced techniques without having to spend time on basic concepts.

**What you need to bring:** Eye, ear and skin protection. This includes safety glasses, ear muff or plugs and suitable clothing which includes hard shoes, cotton or leather. Synthetic and polyester clothing will burn and melt. There will be sparks and brushes against hot metal.

**Tools:** Bring your favorite hammer. A small 1 to 2 pound ball peen hammer would work. We have various hammers for you to try and get a feel for what is comfortable. We have all the punches, chisels and tools you will be using but feel free to bring your own tools if you have them.

**What you will learn:** The first 3 Saturdays you will learn the basic techniques including:

Safety	Forging Dynamics	Hammer Techniques	Fire Building
Drawing out	Upsetting	Punching	Bending
Twisting	Heat Treating	Scrolling	Splitting

The fourth Saturday will be self paced to build a few items that will include each of the techniques you learned earlier. Instructors will help guide you thru any number of possible projects. This is a good opportunity to try out all your new skills.

**Who are the teachers:** The instructors are all volunteers with a wide range of experience, talent, and stories. They range from just finishing the basic beginners class to 30 years experience. There is usually at least one instructor for every two students and many times we have had as many instructors as students.

**Who are the students:** The students come in all ages and experience. We have had 10 year olds and 70 year olds. There are always a few women in each class. Some students have never held a hammer before. Some students are skilled in other crafts, woodworking, glass, welding, pottery and want to learn more about metal work to work it into their craft. Some students are nearing retirement and want to learn a hobby. All share an interest in learning more about blacksmithing.

**Typical day:** Classes start at 9 but people usually show up much earlier to get the coffee brewing, have a donut, swap stories or show off recent projects. Feel free to bring projects you are working on to show. We break for lunch. You can either bring a brown bag or go out to a local fast food restaurant.

**How do I sign up for the beginning blacksmith classes?** Send a check made out to “Guild of Metalsmiths” for \$120 or \$105 (book or no book) to:

**Gordon Barr  
11021 27<sup>th</sup> Ave  
Burnsville, MN 55337**



# Goings on...



## A calendar of TGOM events at a glance

- All Education Committee meetings are the first Monday of each month.
- All Program Committee meetings are the third Thursday of each month.
- All membership meetings are the second Wednesday of February, April, June, August, and October, but December 12 for the holiday gatherin. For most meetings a potluck meal begins at 6:30 pm and the business meeting begins at 7, with a demonstration or activity starting around 8 (times approximate).
- All board meetings are the second Wednesday of January, March, May, July, September, and November. Potluck meal begins at 6:30, with meeting starting at 7 pm.

## Events in November

- Nov. 6, Beginning Blacksmithing, Session 3A, MN School of Horseshoeing
- Nov. 10, Guild board meeting
- Nov. 20, Beginning Blacksmithing, Session 4A, MN School of Horseshoeing

## Events in December

- Dec. 12, annual meeting and holiday potluck at CSPA Hall, St. Paul

## Events in January, 2011

- Jan. 12, Guild board meeting

## Schedule Change:

Plan now for the Northern Minnesota Metalsmiths annual conference in April 2011. Their annual conference is rescheduled in 2011 to the third weekend in April, due to Easter being the fourth weekend.

---

## ELECTRONIC FORUM

If you have not been receiving an email notification that The Forum is available, these may be the reasons:

1. We do not have your correct email address.
2. Your SPAM filter is not letting the following email address thru: [Your GOM Forum is ready@mail.vresp.com](mailto:YourGOMForumisready@mail.vresp.com)

---

## Join The Guild of Metalsmiths

Send \$30 dues to the address below. Please circle if you want to be listed in our mmebership directory and/or check items you don't want listed.

The Guild of Metalsmiths  
PO Box 11423  
St. Paul MN 55111

List Me  
in the directory  
but don't list  
address - phones: home - work - fax - cell - email - web page  
(circle items above you DO NOT want published)

Don't List Me  
in the Directory

Name: \_\_\_\_\_

Address: \_\_\_\_\_

City, State, Zip Code: \_\_\_\_\_

Company Name: \_\_\_\_\_

(optional items)  
Home phone: \_\_\_\_\_ Work phone: \_\_\_\_\_

Cell: \_\_\_\_\_

Email address \_\_\_\_\_ Web page: \_\_\_\_\_



## **Annual meeting to elect new officers, board members**

At the Dec. 12 membership meeting, Guild members will vote on a roster of officers and board members. Below are the current ones voted in last year.

The current leadership for The Guild of Metalsmiths is as follows:

President – Rich Herman  
Vice President – Chris Rand  
Treasurer – Mike Frattalone  
Secretary – Ray Carpenter


### **New Board-**

Dave Mariette (re-elected)  
Marty Hicks (new)  
Martin Pansch (new)

### **Returning Board -**

Gordon Barr  
Al Lindholm  
Darryl Ponder  
Roland Sigurdson

Be sure to attend this important function of the annual meeting on Dec. 12 at the CSPS Hall. See page one for details and map to the hall.







**The Forum needs your participation. Please send photos from membership meetings to the editor so that pages like this don't have to be blank!**

**Send them to [gldmyers@embarqmail.com](mailto:gldmyers@embarqmail.com) anytime!**



**Note:** Information in this publication is provided as a service for our members. Members may submit items for sale and upcoming events that are considered relevant to our group, and they will be published as space permits. The Guild of Metalsmiths is not responsible for these items or events.

**Join The Bellows, our email discussion forum. Information at:**  
<http://www.metalsmith.org/bb/TheBellows.htm>

*The Guild of Metalsmiths, St. Paul, MN, publishes The GoM Forum monthly. It is intended as a tool to further our educational mission, to keep members up to date on current happenings, to publicize projects and workshops, a place for all members to express their opinions, concerns, learn more about each other—in short, to help us run our organization.*

## **The Guild of Metalsmiths on the web:**

**Visit our website at <http://www.metalsmith.org>**

Looking for something? **Try the search engine.** On our main page, just below the index table, click on “**Search this Site,**” and enter your query.

## **Guild educational grants**

There is grant money available for Guild members to study intermediate and advanced metalworking techniques.

The Guild educational grant program is designed to bring new skills into the metalworking community. Participants are given money to pay for a portion of their expenses and are expected to learn some new or poorly understood skill, and then to share what they have learned with other members and the public through an article in our quarterly magazine, “The Metalsmith.” They’re also expected to lead a workshop on the topic (or other educational service approved by the board).

Application forms are available from the president or treasurer at a regular meeting, or by sending a self-addressed, stamped envelope to:

The Guild of Metalsmiths  
PO Box 11423  
St. Paul MN 55111