


The Forum

November 2011



Vol. 13, No. 11

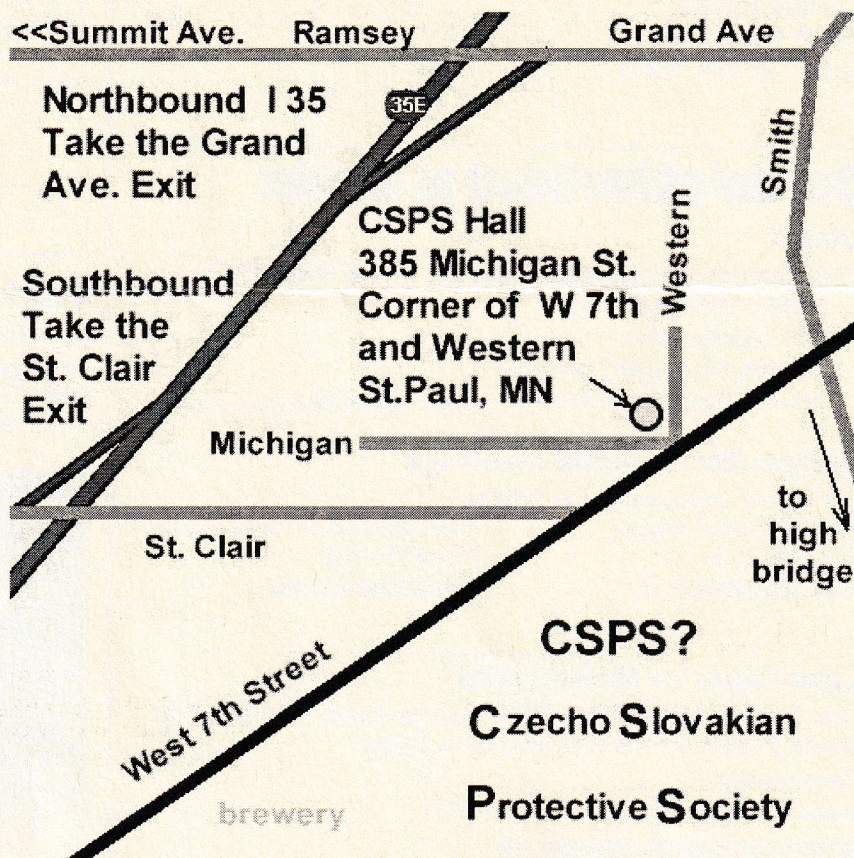
Time to make holiday plans!

Be sure to set aside some time on your calendar for The Guild of Metalsmith's annual holiday potluck/election meeting, on **Sunday, December 11, 2011.**

A holiday tradition among Guild of Metalsmiths members continues this year as we gather at the CSPS Hall in St. Paul for our annual meeting and holiday celebration. Plan now to attend the most popular (and deliciously diverse) social event of the TGOM year! This annual gathering will once again be held at the Cesko-Slovanský Podporující í Spolek (C.S.P.S.) Hall at 383 Michigan Street in Saint Paul.

Come early (11:00 am) to help set up the hall. We'll gather at The Glockenspiel, just downstairs from the hall for a glass of holiday cheer before we head up.

If you're a new Guild member, be sure to come to this fantastic celebration of food, comradery, and learning. Come early, help set up, enjoy some hors d'ouvres, and settle back for the events of the day to unfold. A general election of 2011 officers and board members is first on the agenda. The grand finale is the potluck meal, but before that you won't be bored by all the activities. Welcome!




Great opportunity to give back to The Guild of Metalsmiths!

I'm looking for someone to take over the coffee pot/potluck supplies from me. I've done this job for 2 1/2 years and I'd like to pass it along to someone else for a while. With over 250 members in TGOM you shouldn't ever have to do it more than once. Let me know if you'd be willing to take on this responsibility for a year or so. Call me if you'd like to know the details. 612-715-5254 or email at rolandsigurdson@yahoo.com

****Great reason to attend all of our great membership meetings!! ("but Honey...I have to make sure the supplies get to the meeting!!")**

I'd like to hand off the materials at the up coming Christmas meeting, if possible. Thank you for stepping up.
Roland Sigurdson



Forum deadline for December: Monday, Nov. 21, 2011

The deadline for The Forum is always the third Monday of the month. If you have activities that will be occurring in the next few months and wish to have them published in the next Forum, please send them by Monday, Nov. 21, 2011 to Georgia Myers, editor, by email to:

gldmyers@embarqmail.com

or mail them to:

Georgia Myers

413 W Dakota St

Lake City MN 55041

Our neighborhood of smiths

UMBA

Visit <http://www.umbaonline.ning.com> (NEW WEBSITE!)

UMBA DVD-R library

125 different titles

\$5 each, \$2 shipping per order

Never return them to library - www.umbaonline.ning.com

Badger Blacksmiths meetings

Our contact information is as follows:

President: Brad Hegge

715-983-2131

heggco@trivest.net

Newsletter editor: John Grump

715-835-0894

johngrump@att.net

Lake Superior Metalsmiths

Lake Superior Metalsmiths (LSM) meet the fourth Saturday of the month. Potluck at noon with meeting to follow.

Contacts are:

Norm Groehler, President, 715-399-8151

normanwgroehler@centurytel.net

Jim Sage, Vice President, 218-525-7265

sageforge@cs.com

Northern Minnesota Metalsmiths

The NMM meetings are the first Monday of the month, often, but not always, at Keith Johnson's shop in Bemidji. Contact Keith for monthly specifics at keith@greatriverforge.com. The Northern Minn. Metalsmith's website is www.nmmmetalsmiths.org

Central Minnesota Blacksmiths (CMB)

Meet on the first Monday of each month

Pot Luck followed by demo

Locations are different every month so please call or write for info

Contacts are:

President: Ken Zitir

1-320-746-2557

ken@kensiron.com

Brian Johnson

16777 Co Rd 75 NW

Clearwater MN 55367

1-320-558-6898


New Members

No new members this month.

Gordon Barr, Membership Services



Huh? What?

If you're wondering about this photo, turn to page 5 for the full story and to see what you're missing by not participating in one of the Guild of Metalsmith's superlative workshops!



For Sale

95 lb Hay Budden anvil in very good condition. There's one chip in the edge on the heel end and light surface rust. Asking \$400 or best offer. Located in Prescott, WI. Interested parties please call Donadee at 715-441-2082 or email at donadeep@gmail.com



Make a pair of 'Poz' style tongs!

Where: Minnesota School of Horseshoeing

When: Saturday, December 10, 2011

Cost: \$40 per student

Class size: Minimum 5, maximum 8

Prerequisites: Blacksmithing basics class required

Instructors: Darryl Ponder (952-401-3266), Gordon Barr, Rich Herman

What to bring: Your favorite hammer, safety glasses, hearing protection. Other tools, materials provided.

You are warmly invited to spend a December Saturday learning how to make a pair of "Poz" style tongs while gathered around the heat of the coal forges at the MN School of Horseshoeing! These tongs, originally designed by a Mr. Richard Pozniak of Chicago, refined by Robb Gunter, and refined further still and championed by our own Monty Bygd, can hold square, round, and flat stock all with a single pair of tongs. We will be making a pair designed to hold 3/8 inch square or round stock, and quarter inch flat.

Each participant should leave with a finished pair of tongs. However, this will be somewhat dependent upon the experience level of the participant. I find that the drawing out of the reins (handles) takes some time, as does the accurate slitting of the stock when forming the jaws. If you are comfortable in these processes, you should be able to finish your tongs. We will be bending around some jigs, riveting, and generally having a good time. None of the processes is hard, and everyone will at least learn how to make these tongs while back in their own shop.

You will learn the simple tooling required to make a pair of these tongs and will receive reference material that you may use in the future after you leave class and start making additional Poz tongs on your own.

Bring your favorite hammer. Other tooling will be provided or made by you onsite.

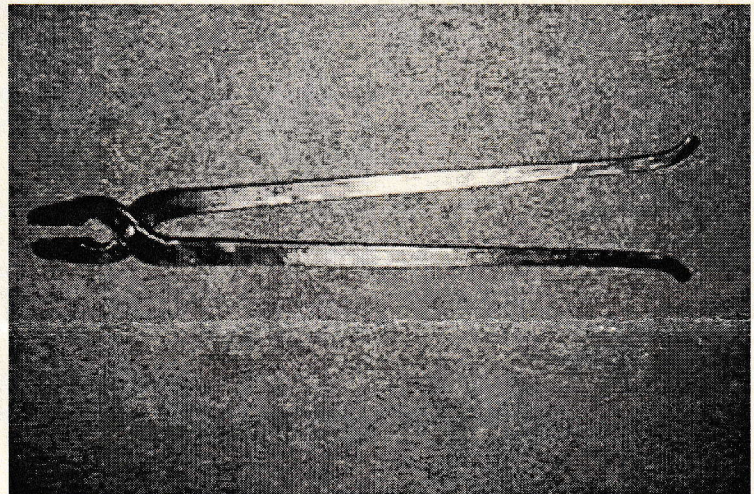
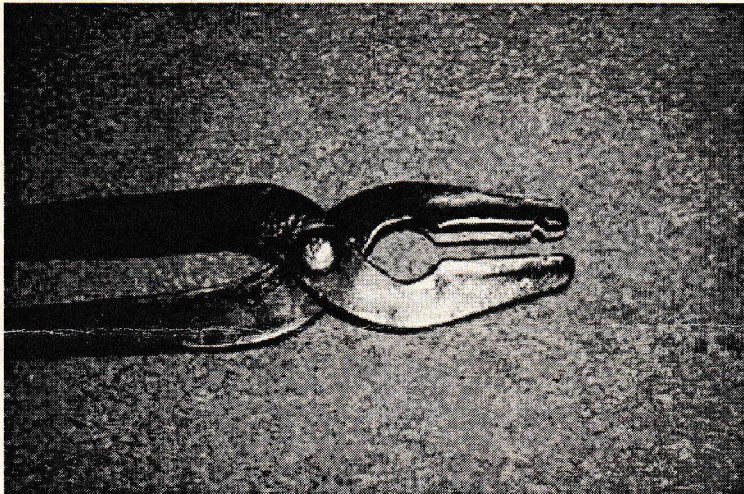
Send your check for \$40 payable to The Guild of Metalsmiths to:

Darryl Ponder

18320 Brynwood Lane

Minnetonka, MN 55345

Include your name, phone number, and email address so I may contact you after receiving the check.



Beginners Blacksmithing Classes

2011 / 2012

When: Classes are held on four Saturdays from 9 – 4. Three sets of classes are held this Fall, Winter and Spring. All 3 sets of classes teach the same information. You can choose either the A, B or C set of classes.

A Class (FULL)

Oct. 8
Oct 22
Nov. 12
Dec. 3

B Class (FULL)

Jan 7
Jan 14
Jan 23
Jan 28

C Class - Openings still available

Feb 11
Feb 25
Mar 10
Mar 24

Cost: First, you must be a member. If you are not, you can join for \$30 per year. The workbook/study guide is \$15 and the 4 classes are \$105. This covers everything you need, the facility, coal, and metal.

Where: The classes are held at the Minnesota School of Horseshoeing, 6250 Riverdale Dr NW, just off Hwy 10 in Anoka near the Anoka Vocational College. See map on page 6.

Why take the beginners basic classes: The beginners basic classes are designed to give everyone the same understanding of the basics, techniques and terminology. The basic classes are required before taking any of the many other classes the Guild offers. This enables those classes to concentrate on advanced techniques without having to spend time on basic concepts.

What you need to bring: Eye, ear and skin protection. This includes safety glasses, ear muff or plugs and suitable clothing which includes hard shoes, cotton or leather. Synthetic and polyester clothing will burn and melt. There will be sparks and brushes against hot metal.

Tools: Bring your favorite hammer. A small 1 to 2 pound ball peen hammer would work. We have various hammers for you to try and get a feel for what is comfortable. We have all the punches, chisels and tools you will be using but feel free to bring your own tools if you have them.

What you will learn: The first 3 Saturdays you will learn the basic techniques including:

Safety	Forging Dynamics	Hammer Techniques	Fire Building
Drawing out	Upsetting	Punching	Bending
Twisting	Heat Treating	Scrolling	Splitting

The fourth Saturday will be self paced to build a few items that will include each of the techniques you learned earlier. Instructors will help guide you thru any number of possible projects. This is a good opportunity to try out all your new skills.

Who are the teachers: The instructors are all volunteers with a wide range of experience, talent, and stories. They range from just finishing the basic beginners class to 30 years experience. There is usually at least one instructor for every two students and many times we have had as many instructors as students.

Who are the students: The students come in all ages and experience. We have had 10 year olds and 70 year olds. For students under 18 there needs to be a parent present. There are always a few women in each class. Some students have never held a hammer before. Some students are skilled in other crafts, woodworking, glass, welding, pottery and want to learn more about metal work to work it into their craft. Some students are nearing retirement and want to learn a hobby. All share an interest in learning more about blacksmithing.


Typical day: Classes start at 9 but people usually show up much earlier to get the coffee brewing, have a donut, swap stories or show off recent projects. Feel free to bring projects you are working on to show. We break for lunch. You can either bring a brown bag or go out to a local fast food restaurant.

How do I sign up for the beginning blacksmith classes? Send a check made out to "Guild of Metalsmiths" for \$120 or \$105 (book or no book) to:

Gordon Barr
11021 27th Ave
Burnsville, MN 55337

Handled Struck Tools Workshop yields fine results!


Seven students and three instructors turned the latest "Handled Struck Tools" workshop into a raging success on October 29, just two days before Halloween! Witness the photo at right: Roland Sigurdson displays the eery products of his labors at this class. Not only did the guys learn how to make these tools, they enjoyed doing it! Below is a "review" of the class offered by Herb Fick, class champion. Read with care!



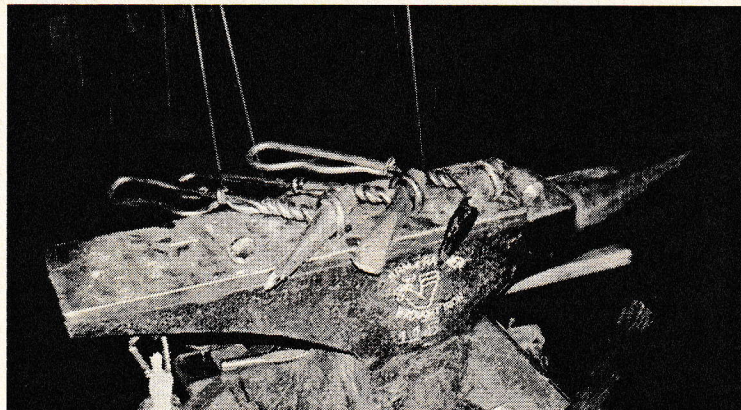
- Handled struck tools workshop report, 29 October 2011
- Seven students and three instructors showed up for the struck tools class.
- Student eight was called in to work that day and sent apologies.
- My review will be prejudiced by the idea that I really enjoy this sort of thing, so live with it.
- The group was in residence when I got there at 8 AM for an 8:30 start following rolls, Bob Brown's treats, and some coffee.
- Pictures will show that the "Product" consisted of punches and chisels.
- What really happened is that Jesse Gavin showed up with a treadle hammer, a bunch of equipment and his dad to help. I gathered some ancillary equipment and another treadle hammer.
- We had oil and water to quench. We had lots of 4140 steel and coal.
- We had belt grinders supplied by Dan Pate, Jim Moenck, Duggan, and the Gavins.
- Bob Brown also brought a treadle hammer to share. (That made three hammer designs to try.)
- The real product was a group who has confidence to design, punch, shape, handle, harden and temper a piece of tool steel, using classic blacksmithing techniques.
- I seriously enjoy being able to work with people who bring ideas and tools to share. Jim offered a grinder. Jesse offered his hammer and his dad, Bob offered his punch and hammer. Tools showed up that had been made at the Brazeal workshop. When I asked for help with the workshop, no one turned me down. Thanks, people, and remember:
 - A. Jim Scott has offered his version of struck tools (no handles) again toward spring.
 - B. The Guild can always use more workshop ideas and teachers.
 - C. Regarding Roland's picture: it was close to Halloween after all.




Instructor Jesse Gavin (left) with three students.

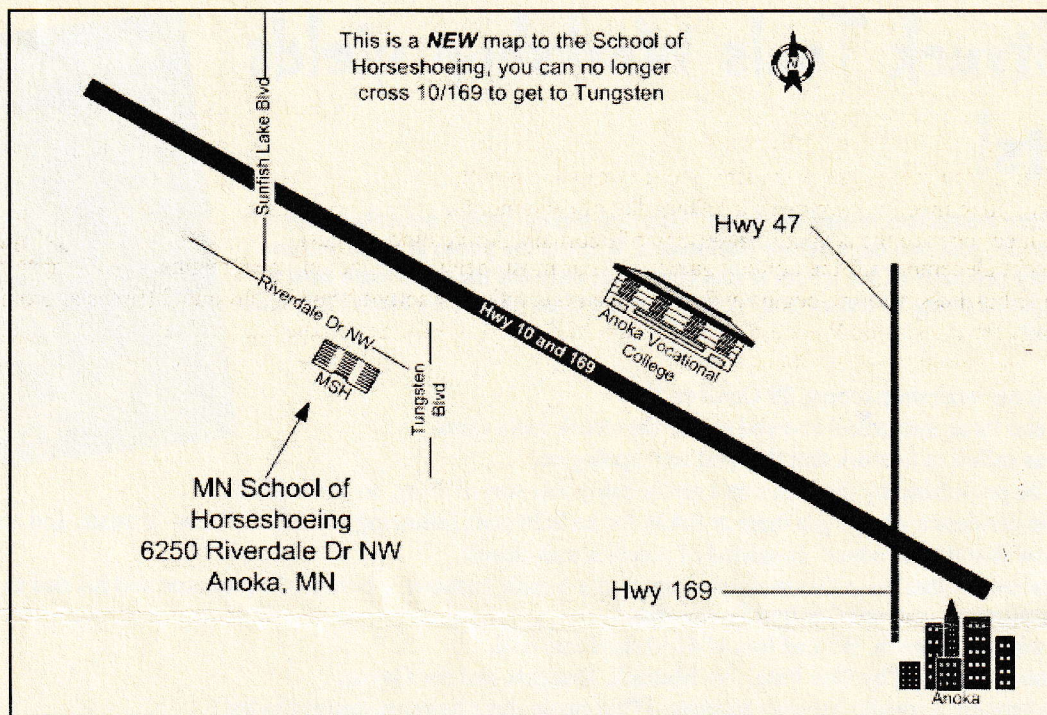


Dave Gavin (left) and Jim Moenck (above) at the class.



R
E
S
U
L
T
S





News from Tunnel Mill


Tunnel Mill is located 85-100 miles south of the Twin Cities in the country five miles north of Spring Valley, MN on County Road 1.

Contact for class registration:

Carol and John Adams, 507-289-4189 or 507-289-5246

Email: jc-adams@msn.com;

Website: www.tunnelmillcrafts.com



2012 Upcoming Classes...

Tinsmithing, Kitty Latane', April 21 and April 22, 2012 (two one-day classes)

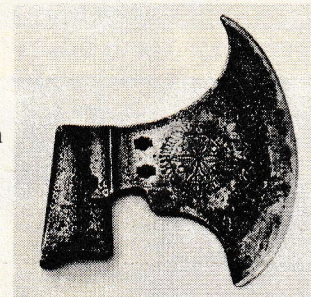
Come to Tunnel Mill and learn a century-old craft, Tinsmithing with Kitty Latane' from Pepin, Wisc. Design and make your one of a kind tin cookie cutter and other simple tin projects, including flour scoops and candle scones. In this one day workshop you'll learn traditional techniques for cutting, shaping, and soldering tin plate. \$65.00 per day plus \$15.00 material cost. Limit of 10 students. Class 9am to 5pm. Bring sack lunch.

Seventeenth Century Battle Axe or Hewing Hatchet, Tom Latane', April 20, 21, and 22, 2012

Students will forge an axe with a tapered rectangular eye socket. This shapely early form is made up of three pieces rather than the two used to produce an axe with a simple wrapped eye.

Parts will be forged to shape from 1/4" and 1/2" thick mild steel, forge welded together and further forged to refine. A high carbon steel bit will be welded between layers of low carbon steel, shaped, hardened and tempered. Students wishing to create a hewing hatchet may leave the blade thicker and less broad with the high carbon steel welded to one side rather than in the center of the edge. The low carbon body of the axe will remain soft enough that it can be decorated cold with punches (at home if there is not time in class) as the early ones were.

Class cost, time of day, and other details coming soon.



Tentative date for Peter Ross—June 3rd-June 10th-Colonial tools.

Note: This information is provided as a service for our members. Members may submit items for sale and upcoming events that are considered relevant to our group, and they will be published as space permits. The Guild of Metalsmiths is not responsible for these items or events.

Goings on...

A calendar of TGOM events at a glance

- All Education Committee meetings are the first Monday of each month.
- All Program Committee meetings are the third Thursday of each month.
- All membership meetings are the second Wednesday of February, April, June, August, and October, except December for the holiday gathering. For most meetings a potluck meal begins at 6:30 pm and the business meeting begins at 7, with a demonstration or activity starting around 8 (times approximate).
- All board meetings are the second Wednesday of January, March, May, July, September, and November. Potluck meal begins at 6:30, with meeting starting at 7 pm.



Events in November, 2011

- Nov. 12, Beginning Blacksmithing A3 class, MN School of Horseshoeing
- Nov. 9, Guild Board meeting

Events in December, 2011

- Dec. 3, Beginning Blacksmithing A4 class, MN School of Horseshoeing
- Dec. 10 Poz Tongs Class, MN School of Horseshoeing
- Dec. 11, Guild membership meeting at CSPS Hall in St. Paul

Events in January, 2012

- Jan. 7, Beginning Blacksmithing B1 class, MN School of Horseshoeing
- Jan. 11, Guild board meeting
- Jan. 14, Beginning Blacksmithing B2 class, MN School of Horseshoeing
- Jan. 23, Beginning Blacksmithing B3 class, MN School of Horseshoeing
- Jan. 28, Beginning Blacksmithing B4 class, MN School of Horseshoeing

ELECTRONIC FORUM

If you have not been receiving an email notification that The Forum is available, these may be the reasons:

1. We do not have your correct email address.
2. Your SPAM filter is not letting the following email address thru: Your GOM Forum is ready@mail.vresp.com

Join The Guild of Metalsmiths

Send \$30 dues to the address below. Please circle if you want to be listed in our mmebership directory and/or check items you don't want listed.

The Guild of Metalsmiths
PO Box 11423
St. Paul MN 55111

List Me

in the directory
but don't list

address - phones: home - work - fax - cell - email - web page
(circle items above you DO NOT want published)

Don't List Me

in the Directory

Name: _____

Address: _____

City, State, Zip Code: _____

Company Name: _____

(optional items)

Home phone: _____ Work phone: _____

Cell: _____

Email address _____ Web page: _____

Your membership expires at
the date & month next to your name.
Please send your renewal dues to the
above address.

November 2011

Note: Information in this publication is provided as a service for our members. Members may submit items for sale and upcoming events that are considered relevant to our growth and they will be published as space permits. The Guild of Metalsmiths is not responsible for these items or events.

**Join The Bellows, our email discussion forum.
Information at:
<http://www.metalsmith.org/bb/TheBellows.htm>**

The Guild of Metalsmiths, St. Paul, MN, publishes The GoM Forum monthly. It is intended as a tool to further our educational mission, to keep members up to date on current happenings, to publicize projects and workshops, a place for all members to express their opinions, concerns, learn more about each other—in short, to help us run our organization.

The Guild of Metalsmiths on the web:

Visit our website at <http://www.metalsmith.org>

Looking for something? Try the search engine. Or on page, just below the index table, click on "Search this site" to enter your query.

Guild educational grants

There is grant money available for Guild members to study intermediate and advanced metalworking techniques.

The Guild educational grant program is designed to bring new skills into the metalworking community. Participants are given money to pay for a portion of their expenses and are expected to learn some new or poorly understood skill, and then to share what they have learned with other members and the public through an article in our quarterly magazine, "The Metalsmith." They're also expected to lead a workshop on the topic (or other educational service approved by the board).

Application forms are available from the president or treasurer at a regular meeting, or by sending a self-addressed, stamped envelope to:

The Guild of Metalsmiths
PO Box 11423
St. Paul MN 55111