

Join The Guild of Metalsmiths

Send \$30 dues to the address below. Please circle if you want to be listed in our membership directory and/or check items you don't want listed.

The Guild of Metalsmiths	List Me	Don't List Me
PO Box 11423	in the directory	in the Directory
St. Paul MN 55111	but don't list	
address - phones: home - work - fax - cell - email - web page		
(mark items above you DO NOT want published)		

Name: _____

Company Name: _____

Address: _____

(optional items)

Home phone: _____ Work phone: _____

Fax: _____ Cell: _____

Email address _____

Web page: _____

Metalsmith Back Issue Service

Back issues of The Metalsmith are available to Guild members for only \$3.00 each, postage included.

Use your most recent copy of The Metalsmith's "How to" index to pick out the topics that interest you most. Then, if you don't already have those Metalsmiths in your collection, get them from the Guild of Metalsmiths Back Issue Service!

To order, write the Volume and Issue number(s) on the back of this form along with your mailing address.

Include a check for \$3.00 for each issue made out to Guild of Metalsmiths.

Send it to:

Pete Stanaitis
2476 10th Ave.
Baldwin WI 54002

If you have any questions about the service, contact Pete at 715-698-2895 or email him at: spaco@baldwin-telecom.net

The Guild of Metalsmiths on the web:

Visit our website at <http://www.metalsmith.org>

Looking for something? Try the search engine. On our main page, just below the index table, click on "Search this Site," and enter your query.

Join The Bellows, our email discussion forum.

Information at:

<http://www.metalsmith.org/bb/TheBellows.htm>

Request Form

Guild of Metalsmiths Video Library:

Date: _____

Name: _____

Address: _____

City: _____ State: _____ Zip: _____

Phone: () _____

Tapes requested: _____

Include \$3.00 for each "T" number requested. Make check payable to:
The Guild of Metalsmiths

Send request and check to:

Rich Herman
1253 Danbury Way
Rosemount, MN 55068

email: racherman@frontiernet.net

phone: (651)322-1623

Metalsmith back issue service order form

Read directions on the reverse side of this form.

Please send me these back issues: (Vol:issue)
Use additional sheets of paper if you need them.

Joining The Guild of Metalsmiths?

Please introduce yourself. Each month we welcome new members to the Guild and offer them a chance to tell us a bit about themselves. (who you are, your goals as a metalsmith, the services you provide, products you make, etc.) Whatever you want to share is fine. So, give us a statement of interests/services up to 254 characters long (letters and spaces). This statement is also printed in the member directory (optional).

Goings on...



...a calendar of TGOM events at a glance

Events in October

- Oct. 4 & 5, Tunnel Mill Annual Fall Gathering
- Oct. 8, Guild membership meeting at Machacek in Northfield
- Oct. 11, A Class, 1st session, Beginners Blacksmithing, MN School of Horseshoeing
- Oct. 9, 10, 11, Tom Latane' Chased Door Knocker Class, Tunnel Mill
- Oct. 18, Tongs Making Workshop, MN School of Horseshoeing
- Oct. 25, A Class, 2nd session, Beginners Blacksmithing, MSH

Events in November

- Nov. 12, Guild board meeting at Myron Hanson's in Eagan MN
- Nov. 15, Beginners A Class, 3rd session, MSH
- Nov. 22, 4-inch Folding Knife Workshop (details TBA)

Events in December

- Dec. 6, Beginners A Class, 2nd Session, MSH
- Dec. 14, Membership annual meeting at CSPS Hall in St. Paul.

Our neighborhood of smiths

Check this page every month to see what's going on with our neighboring colleagues, and read about activities in their smithing groups.

UMBA

Visit <http://www.umbaonline.org/events.html>

UMBA DVD-R library

125 different titles

\$5 each, \$2 shipping per order

Never return them to library - www.umbaonline.org

Badger Blacksmiths meetings

Our contact information is as follows:

President: Paul Branch

715-248-7788

715-222-9239

pbranch@frontiernet.net

Tobias Talsma

715 294-24707

tobyforge@centurytel.net

Lake Superior Metalsmiths

Lake Superior Metalsmiths (LSM) meet the fourth Saturday of the month at noon from October through April. The meetings are potluck at noon at Dave Hanson's house, 5873 Taft Road, Duluth, Minnesota, 218-721-4572.

Northern Minnesota Metalsmiths

The NMM meetings are the first Monday of the month, often, but not always, at Keith Johnson's shop in Bemidji. Contact Keith for monthly specifics at keith@greatriverforge.com. TheNorthern Minn. Metalsmith's website is up again, different name, www.nmmetalsmiths.org


The Forum

October 2008



Vol. 10, No. 10

October 8 Guild membership meeting set for Jim Machacek's foundry in Northfield



Jim Machacek's family business is the Northfield Foundry, building major woodworking tools for factories. Jim started another company that now belongs to Frigo Scania. They make the machines that prepare the bulk of the worlds frozen pizza, using a spiral freezer concept. Jim also has quite a collection of every woodworking tool

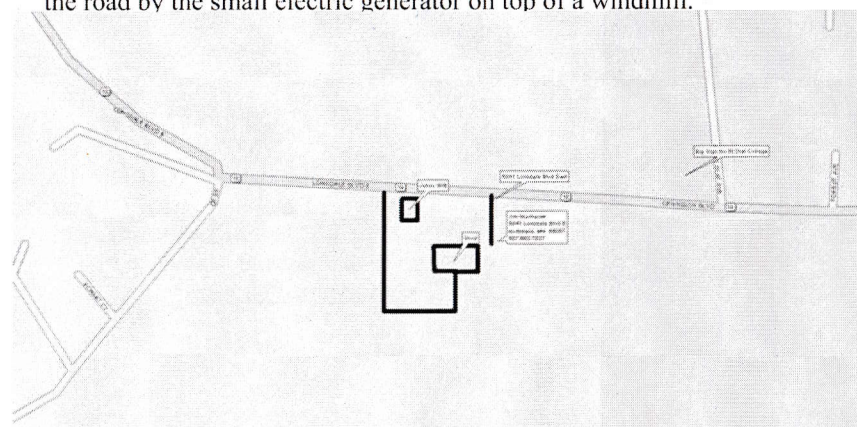
ever done by the foundry. He expects to do a casting in aluminum using the mould board, called the cope and drag system.

Generally Jim is one very sharp engineer with a lot of history and technique to share. He also has a few steam engines and a small steam railroad in his back yard. It is two foot gage, many parts were recovered from mining operations, except he has several cars he found in an old ammunition plant in England. His railroad has a Czech locomotive, in keeping with his family name.

— Herb Fick

Jim Machacek's shop is located at 5841 Lonsdale Blvd (Highway 19) in Northfield (map below). Remember, we will be voting on the bylaws revision at this meeting also. Potluck starts at 6:30; meeting starts thereafter. Don't forget to bring your show and tell items too!

Parking: either park on Highway 19 frontage and walk down Jim's driveway past the locomotive, or go to Jim's shop. It's recognizable from the road by the small electric generator on top of a windmill.



Forum deadline for November: Monday, Oct. 20, 2008

The deadline for The Forum is always the third Monday of the month. If you have activities that will be occurring in the next few months and wish to have them published in the next Forum, please send them by Monday, Oct. 20, 2008 to Georgia Myers, editor, by e-mail to:

forum@metalsmith.org

(e-mails will be forwarded to Georgia Myers), or to

gldmyers@embarqmail.com

or mail them to:

Georgia Myers

413 W Dakota St

Lake City MN 55041



The Guild of Metalsmiths, St. Paul, MN, publishes the GoM Forum monthly. It is intended as a tool to further our educational mission, to keep members up to date on current happenings, to publicize projects and workshops, a place for all members to express their opinions, concerns, learn more about each other—in short, to help us run our organization.

For address change, or to submit comments, please mail to: The GoM Forum

Georgia Myers

413 W Dakota St

Lake City, MN 55041-1869

or e-mail to

forum@metalsmith.org or

gldmyers@embarqmail.com

Guild educational grants

There is grant money available for Guild members to study intermediate and advanced metal-working techniques.

The Guild educational grant program is designed to bring new skills into the metalworking community. Participants are given money to pay for a portion of their expenses and are expected to learn some new or poorly understood skill, and then to share what they have learned with other members and the public through an article in our quarterly magazine, "The Metalsmith." They're also expected to lead a workshop on the topic (or other educational service approved by the board).

Application forms are available from the president or treasurer at a regular meeting, or by sending a self-addressed, stamped envelope to:

The Guild of Metalsmiths

PO Box 11423


St. Paul MN 55111




'The Forum' is online

To read an electronic (PDF) version of *The Forum* each month, go to our website, www.metalsmith.org.


2008 Fall Conference Pictorial



Howard Clark demonstrated at the Fall Conference.



Mick Maxen traveled from England to demonstrate his skill in pattern welding.



The gallery was a big hit again this year.



There was something for everyone at the conference. Broom-making was also a big hit!



The drum making class filled up early.



The silent auction helped raise funds for the Guild.

Guild member nears status as master bladesmith at Fall Conference

Howard Clark, ABS master bladesmith and one of this year's demonstrators, supervised a test at the Fall Conference and certified Jim Peling's knife in the first of a two-step process that will ultimately qualify Jim as a master bladesmith. Guild president Rich Herman (right) made the announcement just before the Saturday evening auction.



Tongs Making Workshop

Saturday, Oct. 18

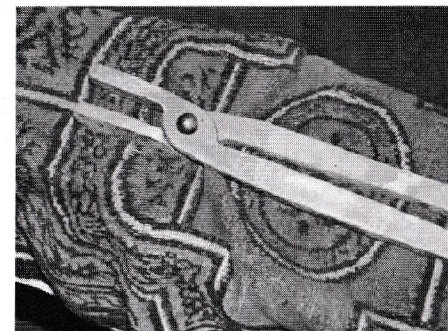
9 am to 4 pm

Minnesota School of Horseshoeing (map page 5)

Instructor: Bob Johnson


Cost: \$35

Class size: minimum 4, maximum 8.



This workshop is intended for anyone who has completed the Guild's Basics workshops.

We will be making traditional style forged tongs, using the near and far edges of the anvil to create shoulders, adding to the techniques learned in Basics workshops. Reins will be drawn out. There will be no forge welding. Alignment and adjustment of the tongs is also covered. Skills learned will enable participants to make tongs of many styles in their own shops. There will be several pairs of home-made tongs available for examination. While tongs may now be easily purchased, there is nothing like the satisfaction of making your own tools.



Ruthie Murray spent the day at the found art workshop, where she found objects to create this piece of art and presented it for auction Saturday night.



Monty Bygd forged the ring, a trio of roses chosen by Cathy Herman, who was the high bidder for the gate created by Guild members.

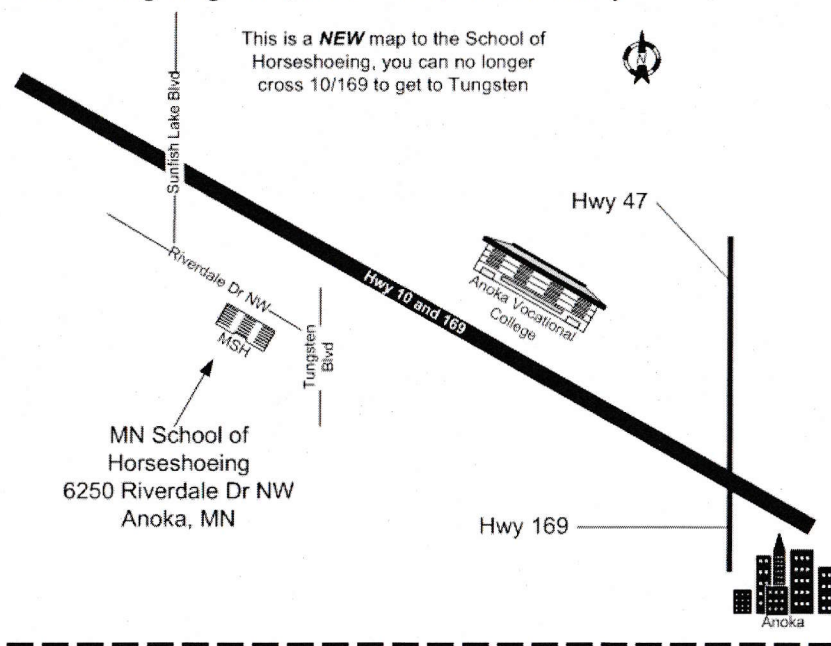
Register now for this first Guild class of the new fall season. Registration form is on back.

Tongs Making Workshop

What to bring: Hammer, ruler, center punch, scratch awl or other marking device.

Safety equipment: safety glasses & ear plugs are mandatory. Other safety equipment may include gloves, leather apron, cotton clothing, leather shoes. Be sure to include your home email address and phone number on the registration form, as the instructor will contact you before the class.

Lunch: bring a bag lunch, or there are restaurants nearby.



Register for "Tongs Making Workshop." Fill out form below and mail, along with check for \$35 made out to "Guild of Metalsmiths" to:

Guy Paton
939 Paris Ave Circle N
Stillwater MN 55082

For questions, call Guy at 651-436-1 520 or email bsgrp@earthlink.net

Name: _____

Address: _____

City, State, Zip: _____

Phone: _____ Email: _____

Beginning Blacksmithing Workshops Registration form:

Detach & return with payment

Name: _____

Address: _____

ZIP: _____

Telephone: _____

Email: _____

Indicate workshop choice by letter B, or C:

First Choice C (NOTE: A and B classes filled!)

Check one of the following:

 I am a member of The Guild of Metalsmiths. Enclosed is my registration fee of \$120, which includes payment for a copy of *The Blacksmithing Study Guide*.

 I am a member of The Guild of Metalsmiths. Enclosed is my registration fee of \$105. I have a copy of *The Blacksmithing Study Guide*.

 I am not a member of the Guild of Metalsmiths. Enclosed is my registration fee of \$150, which includes payment for a copy of *The Blacksmithing Study Guide* and membership in The Guild.

Make check payable to: The Guild of Metalsmiths

Return to: Gordon Barr
11021 27 Avenue
Burnsville MN 55337

NOTICE:

- > You are not registered until your payment is received.
- > You will receive confirmation of your registration.
- > Checks will be deposited at the start of the first scheduled workshop.

Beginning Blacksmithing Workshops

Workshop location: Minnesota School of Horseshoeing (map pg. 7)
6250 Riverdale Drive NW
Ramsey, MN 55303
(Just north of Anoka, one block south of the intersection of Hwy 10/169 and Sunfish Lake Boulevard.)

Workshop time: 9:00 a.m. to 4:00 p.m. All classes are held on Saturdays.

Bring hearing, skin, and eye protection. This includes safety glasses, ear muff or plugs, and suitable clothing, which includes hard shoes, cotton or leather. Synthetic and polyester clothing will burn and melt.

Bring your favorite hammer. A small 1 to 2 pound ball peen hammer will work. We have various hammers for you to try and get a feel for what is comfortable. We have all the punches, chisels, and tools you will need, but feel free to bring your own tools if you have them.

We start collecting names as soon as the classes are advertised in the August newsletter (this issue). Register soon--this class usually fills up by the Fall Conference.

Please sign up for one of the three workshops listed below. Each workshop contains four sessions. Please select the workshop in priority order A, B, or C (see registration form on next page).

<u>A Class (FILLED!)</u>	<u>B Class (FILLED!)</u>	<u>C Class</u>
Oct 11	Jan 3	Feb 21
Oct 25	Jan 17	Mar 7
Nov. 15	Jan 31	Mar 21
Dec 6	Feb 14	Apr 4

What you will learn:

The first 3 Saturdays you will learn the basic techniques, including:

Safety	Forging Dynamics	Hammer Techniques
Drawing out	Upsetting	Punching
Fire Building	Bending	Twisting
Heat treating	Scrolling	Splitting

The fourth Saturday will be self-paced to build a few items that will include each of the techniques you learned earlier. Instructors will help guide you through any number of possible projects, such as forge rake, watering can, forge poker, spoon, shovel, etc.

Instructors are all volunteers with a wide range of experience, talent, and stories. They range from just finishing the basic beginners class to 30 years. There is usually one instructor for every two students, and many times we have had as many instructors as students.

This is a Guild-sponsored class.

**Call or email Gordon Barr with questions:
952-894-4821 or agbarr@aol.com**

Bylaws vote at October 8 membership meeting

In early 2007 we published a copy of the current bylaws of the Guild of Metalsmiths in our quarterly publication, "The Metalsmith." These bylaws were originally written in 1978 and were later revised and amended in 1990. At that time it was noted by many members that the current bylaws do not really reflect how our organization operates or should operate. In the January 2008 issue of "The Forum" we reprinted these bylaws plus a proposed updated version developed by the Long Term Planning Committee under the leadership of Gary Myers and reviewed by the Board of Directors. We felt this updated version was a better match for the way our organization works and provides a better framework for us to use.

The proposed changes were put to a vote of the membership on February 13 and rejected. The current bylaws are available both on the website and in the January 2008 issue of "The Forum." In the September 2008 issue of "The Forum," the proposed changes were included—printed in cream color so they can easily be located and removed if you wish. Please read through them carefully.

The following letter to the membership from the Board of Directors and Officers reiterates our proposed changes to the current bylaws.

Please plan to attend the October 8 membership meeting in Northfield, where we will again vote on the proposed changes to the bylaws.

The following is a letter to the general membership of The Guild of Metalsmiths

To the members of The Guild of Metalsmiths:

In early 2007, the Board of Directors assigned the task of updating The Guild of Metalsmiths bylaws to the Long-term Planning Committee. The directions to this committee by the board were to review and clarify bylaws that were outdated, propose changes and make the document more relevant to the current membership.

The reviewing committee was comprised of the Long-term Planning Committee chair and vice-chair and a number of Guild members that volunteered their time to work on this important task. In late 2007 the committee presented their work to the Board of Directors. At a regularly scheduled meeting, the entire board spent more than two hours reviewing the document, seeking clarification from the committee on changes that were proposed, and making additional edits. The board approved document was then submitted to the membership at the February 2008 membership meeting for approval, at which time it was voted down.

When the board discussed the rejection by the membership of the proposed changes, your board, including its newly elected members, felt that the original proposal was a good package.

("Letter" - continued on next page)

One issue that did concern the board was that no protocol was identified for conducting membership business meetings either in the current bylaws or in the proposed set. This was rectified by addition of procedures to the section titled "Meetings." Please take a moment to review this section prior to the next membership vote.

A second issue concerned the setting of the amount of annual dues. After considerable discussion, the board concluded that this should be a Board decision. The rationalization was that the membership has elected the Board to manage the affairs of The Guild. The directive in the current bylaws indicated that the duties of the Board include, but are not limited to, planning and staging activities for The Guild, contracting services, raising and disbursing funds, and conducting Guild business to best protect the interests and welfare of TGOM and its members. Based on this directive, it seems appropriate for the Board to be able to make a decision regarding the amount of dues based on budgetary and business needs of The Guild as they change over time.

The board does not take any of its management responsibilities lightly, and there is no reason to expect them to deal with the revision of the bylaws any differently.

An item posted on the Bellows expressed an opinion that the four officers' positions and the seven directors should all have a vote in board decision making. In reading the position descriptions in both the current bylaws (1979, amended 1990) and the proposed set, each group has a distinct role to play in managing TGOM, and those roles support, but do not overlap each other. The current board and officers feel that the two groups need to continue their work without overlap and possible conflict of interest. It is apparent that this was the consensus of the writers of the 1979 bylaws and the membership when it accepted the amended version in 1990.

We believe answers to other issues listed in the posting on the Bellows can be found in the proposed set of bylaws. It may take some re-reading, but the board feels that they are covered.

We all need to remember that this is a document that indicates who we are and what we are about, not how we conduct business. Too much operational detail in the bylaws makes them cumbersome and unwieldy. This document needs to be clean and relatively simple.

Please feel free to contact any of the board members if you have additional questions regarding these proposed changes.

Thank you,

— The Guild of Metalsmiths Board of Directors and Officers

THE GUILD OF METALSMITHS

Beginning Blacksmithing Workshops 2008-2009 Program Year

The Guild of Metalsmiths comprehensive workshop in beginning basic blacksmithing processes is designed for people with little or no experience. After completing the beginning blacksmithing workshop, the student will be able to complete Unit 1, "Conquering the Basics" and Unit 2, "Beginning Projects" in *The Blacksmithing Study Guide*.

Please note—We do not issue copies of *The Blacksmithing Study Guide* to non-members. Therefore, membership in the Guild of Metalsmiths is required in order to take the workshop.

The course of instruction

Each workshop consists of four all day sessions. The primary instructional emphasis is on the student learning and practicing the basic (also known as traditional) blacksmithing processes of fire control, drawing out, upsetting, punching, bending, twisting, slitting and heat-treating. Safety is always stressed. In these workshops, we concentrate on practicing the basic blacksmithing processes rather than immediately making an item because the blacksmith must be well grounded in the basics.

As the workshop progresses from one session to the next, students will make one, or perhaps two, hand forged items requiring use of the skills they have learned.

The cost of a four session workshop varies depending on your situation (see the registration form). The fee includes use of the tools that you will need, coal and iron stock that you will use, and a copy of *The Blacksmithing Study Guide* if you are a new member. Exception—if you already have a copy of *The Blacksmithing Study Guide*, you will not receive nor pay for a second copy.

Who are the students?

All are members of TGOM. The students come in all ages and experience. We have had ten -year olds and 70-year olds. There are always some women in each class also. Some students have never held a hammer before. Some students are skilled in other crafts and want to learn more about metal work. Some students are nearing retirement and want to learn a hobby. All share an interest in learning more about blacksmithing.

Typical Day:

Classes start at 9 but people usually show up much earlier to get the coffee brewing, have a donut, swap stories, or show off recent projects. Feel free to bring projects you are working on. We break for lunch. You can either bring a brown bag or go out to a local fast food restaurant.

Support TGOM through United Way donations

Anyone that works in a large corporation knows that one of the sure signs that fall is approaching is the appearance of the pledge cards at your workdesk with a request for you to submit a new/renewal pledge to the United Way. Among the literature provided is a list of organizations to which your money will be sent, many of them good causes that you are familiar with, some you do not recognize, and perhaps others which you really do not wish to support. As you try to decide how much/little you wish to donate, I would like to suggest another option for how your donation is used.

Most companies recognize the fact that some donors have preferences of how their money is allocated and permit you to specify a charity for which your money is targeted. It is a little known fact that you can specify any non-profit 501C3 organization to be the recipient of your donation. Last year I specified The Guild of Metalsmiths as my targeted organization and the money was eventually received by our treasurer.

If you are interested in joining me in supporting the work of TGoM in this manner, please check your options at the annual drive appearing at a place of work near you. You will need to know the mailing address of the Guild (P.O. Box 11423, Saint Paul, Minnesota 55111). If any other information is required, please check with Mike Frattalone for additional details.

— Rich Herman

Upcoming demonstration Saturday, October 25th

Traditional Japanese Kodai Tatara and making Tama-hagane steel
Prof. Wayne Potratz (U of MN – Dept of Art) will be doing a traditional Japanese Kodai Tatara and making Tama-hagane steel on Saturday, October 25th. Free and open to the public.

8 am - 6 pm

Regis Center for Art East Building Courtyard [Foundry]

Map at — <http://www1.umn.edu/twincities/maps/RegCtrE/>

News from Tunnel Mill...

Openings still available!

TOM LATANE' ...CHASED DOOR KNOCKER CLASS—October 9, 10, & 11th, 2008

The students in this class will forge a door knocker in the form of an "s" scroll with a hinge mortise into the upper back. The top of the scroll will be in the form of a grotesque, dragon, or human head. The lower scroll will be chased with the form of a stylized acanthus leaf. There could be simple escutcheons around the pivot and the strike or the back plate could be a larger rectangle with chased borders.

There will be hot forging and modeling as well as cold chasing. Students may spend time making a number of chasing tools.

Email or call to register or for more information: 507-289-4189.

jc-adams@msn.com

— John or Carol Adams

Minutes – THE GUILD OF METALSMITHS, Board of Directors –10 September 08

Held at the home of: Myron Hanson, 4015 Dodd Rd., Eagan, MN 55123

CALL TO ORDER: 7:00 by Rich

Members in attendance:

Herman, Hanson, Frattalone, Mariette, Fick, Phelps.

Missing: Sigurdson, Barr, Myers, Heinen.

Declare lack of quorum: Therefore we will review the minutes and take report. We will not have any votes. This is choice, because the current bylaws are nebulous.

AMENDMENT / APPROVAL OF PREVIOUS MEETING'S MINUTES:

Motion passes.

COMMITTEE REPORTS:

Finance Committee-Mike Frattalone

DISCRETIONARY FUND BALANCE

\$13,544

REMAINING GRANTS

7,075

CASH TOTAL

6,469

(UP \$649 FROM 9-19-07)

EXPENSES SINCE LAST BOARD MEETING ON 7-9-08:

COAL DELIVERY AND WOOD FOR BIN

\$2,958

CONFERENCE

62

TRAILER

2,206

2 EA. FORUMS

1,431

WORKSHOPS

150

PROGRAM MEETINGS

46

DUES OVERPAY

5

MEMORIALS AND

CARDS

76

TOTAL EXPENSES

\$6,934

TOTAL DEPOSITS

\$5,082

MEMBERS

312 (UP 9 FROM 9-19-07)

The coal buy was almost an equivalent cost to the last order.

Mike estimates 20.5 tons remaining from 23 ton current buy.

Thanks to Dave Mariette for arranging the buy.

Education Committee report- Dave Mariette

Dave presented the current class schedule.

Pretrain session is 13 September at MSH.

Expect 10 people in the room.

Lesson plan available from Dave or Jim.

Tongs workshop is a go.

Board meeting minutes from Sept. 19 continued on next page

Board meeting minutes from Sept. 10 meeting (continued)

Forge welding has registrations coming in.
A and B Basics class are full.
Animal heads workshop is 9 May.
Darrel Ponder is doing a treadle hammer workshop.
Martin Pansch scheduled for a home built belt grinder workshop.

Program Committee- Myron Hanson

Fall conference on track
Oct meeting in Northfield
Jim Machacek's shop in Northfield.
Demo of metal (Aluminum) casting to take approximately 1 hour
Jim will probably be at the Madness as Herb's guest. Talk to him there if you have questions.
The should augment interest in the casting workshop to be held at Mariette's shop later.
December meeting is at CSPA in St Paul.
Feb meeting is at the bicycle machine shop "high wheelers" Crystal area
Champion is Beck.

Publicity Committee- Roland Sigurdson (Not present)

MCAD and U of M school of design to advertise the fall conference.
Digitize the Metalsmith on CD. The format is 200 dpi. Chris Rand offered a trial PDF.

Long Term Planning Committee - Gary Myers

Dave made a motion, Nick seconded the changes be accepted and presented to the membership.
Revised version in September Forum
The changes will be voted on during the Oct meeting.

UNFINISHED BUSINESS:

Trailer is purchased and gets fitted out next Wednesday.
Frattalone will buy 10 more tables.
Who is looking for new board members?
Frattalone has a list of folk to contact.
Herman will buy some more gallery lights.

NEW BUSINESS:

Myron has a possum to get rid of.

Insurance issue offered by Al Olson
We will stay where we are. Stay vigilant on safety.

ANNOUNCEMENTS: Next meeting of the board is 12 November.

MAIL REVIEW:

AJOURNMENT: 8:24 PM Motion by Phelps, accepted without dissent.

NEW MEMBERS

Following are new members and current member changes. Please add these to your copy of the Guild directory. Thank you.

Andy Coffey
20918 - 604th St
Dodge Center, MN 55927
507-421-4954
Apcoffey@landolakes.com

Rosemary Moore
113 East Isabel St
St Paul, MN 55107
651-293-0079
Rosemary_Moore@q.com

Steven Zadworny
3038 Grand St NE
Minneapolis, MN 55418
612-781-9658
Zadworny@hotmail.com

Deborah Bouchareb
1485 Walnut St
Prescott, WI 54021-1051

Chris Lewis
13033 Saratoga Ln. N.
Champlin, MN 55316
763-639-4643

Jeff Evans
11201 Washburn Ave S
Bloomington, MN 55431
952-888-7699
Evans.Jeffrey@gmail.com

Stephanie Hernandez

Brian Smith
1908 - 45th Lane NW
Rochester, MN 55901
Smithbr@usibm.com

Bruce Bessert
3788 Velvet Lake Road
Rhineland, WI 54501

Dave Kraus
221 James Rd
Pickett, WI 54964
920-589-6682

Jim Erickson
118 S Oak St
Norwood, MN 55368
612-868-2050

David Hozza
2 Banks Ave
PO Box 97
Superior, WI 54880
[715-392-5110](tel:715-392-5110)

Ryan Nosek
5631 Wood Lane
St Louis Park, MN 55436
952-292-8231
Greenrye@gmail.com

CHANGES

Judd Nelson
612-306-6634
Judd_n@msn.com

Hal Eickstadt
8136 Red Oak Dr
St Paul, MN 55112-5925

Stan Littlefield
Slittlefield@embarqmail.com

Bob Brown
BBBrown474@msn.com