

Guild of Metalsmiths, Monthly Discussion FORUM

September , 1999 Vol 1 Issue 9

The Guild currently has 303 members. Your renewal date is on the mailing label as 20XX.Q (year.quarter).

Gene Olson, editor

The **GoM FORUM** is published monthly by the Guild of Metalsmiths, St. Paul, MN. It is intended as a community bulletin board, a place for all members to express their opinions, concerns, debate policy, propose projects & workshops. In short, to help us run our organization. The length will vary due to space considerations as it rides piggyback on the workshop notices and must travel on one stamp. (Long letters may be edited to fit the space available)

Your comments can be mailed to The GoM Forum, c/o Gene Olson, 8600 NE O'Dean Ave. Elk River, MN 55330-7167 or emailed to: forum@metalsmith.org

Metalsmith articles:

Those of you working on those informative articles for our quarterly magazine. **The copy deadline for the issue 4 of 1999 is Nov 1.** Send them to: Marcia McEachron, editor, 451 Taft St. NE RM 8 Door 35, Minneapolis, MN, 55413,

Fax: 612-781-8435

Please!

The August Meeting:

The meeting was held in Rosemont at Dave Mariette's shop, and member John Adams donated what seemed to be bushels of succulent sweet corn. What between the corn and the delicious dishes brought by members, most of us were pretty full by the time Dave got the meeting started.

Dave Fetrell called the meeting to order and thanked Mariette for hosting and Adams for the Corn (Thanks again.)

Treasurer and Committee reports were given.

Treasurer, Mike Fratalone reported just over thirteen thousand dollars in the treasury going into the fall conference.

Education Committee, Bob Johnson said

we had about 34 days of classes scheduled (some are 2 or 4 day series.) He also put out a call for volunteers to help monitor the open forge stations at the fall conference, answering questions and helping newbies get started safely.

Publicity Committee, Gene Olson reported that the directories were printed and being mailed.

Program Committee, Dick Carlson reported that the Fall Conference was progressing on schedule but that we needed volunteers to man the registration desk and to help with setup on Thursday and Friday and tear down on Sunday. Contact Dick If you can help. Gene Olson, will be working on the gallery, and Sheri Stanaitis, Jon Hankes and crew are progressing with the "Spouse's Activities section"

New Business:

Chris Wilson wrote in last month's forum that she wondered if we could consider meeting days other than Wed. nights, noting she preferred Sun. afternoons.

The topic was opened for discussion and several people spoke of why they preferred Wed. nights, (to paraphrase) "It keeps our weekends free for other things." Pete Stanaitis said that he had gone to the trouble time and expense of taking polls of the members in times past and when all was said and done, most people that responded wanted the Wed. meetings.

Dave Feterl, noted that arguing the point at the meeting would be preaching to the choir because everybody there had Wed. night free. Gene volunteered to put a preference poll in

The FORUM. Any member that wants to be heard must fill out the form and mail it in. Not returning the form will be considered "no preference, any day is as good/bad as the next"

Old Business:

The new firepots have been installed at the School of Horseshoeing.

The coal inventory is just about depleted. We have set aside enough for the fall conference and the first classes. When the last of the old coal is gone we will reorder and put the lock on the gate. Hours and prices on the new shipment will be posted in **The FORUM**.

Bob Fredell, did an excellent job of demonstrating the techniques used to produce a Yellinesque Quatrefoil. (Thanks Bob)

Letters:

Hello, I just returned from the Rocky Mountain Conference at Carbondale, Co. I had heard that Francis Whitaker was in poor health prior to my going to Colorado and he was listed as opening the conference as first demonstrator but he was absent. They announced he was at Salt Lake for the opera and would demonstrate on Sat and Sun instead. He rolled in on Fri night and needed a cane to get around. Both Sat and Sun he demonstrated. He sometimes needed to brace against something when moving around the shop but had no problem swinging a hammer. He made a split cross and base with the aid of a striker, and answered everyone's questions.

Saturday night Francis sat next to me at dinner. He stated George Dixon had a heavy piece of equipment fall on his leg breaking it in 3 places and messing up his ankle. Don't know if you already know this info or not.

Clay Spencer was there. He only has one more issue of the Bits as editor and that one is at the printer.

Roger R Degner
Franklin, Minn, USA

Thanks for the report on Carbondale Roger and also for bringing the news of George's accident to our attention. Bob Fredell talked with him Monday night, (Aug, 23rd) and said he was home with a pin in his shin, plates in ankle and knee and would be stuck in bed for about six weeks. Andy Vida said it was a heat treating furnace that had fallen on him.

George's address is:

DIXON, GEORGE
12229 BEE TREE LAKE RD
SWANNANOVA, NC 28778
Home Phone: 704-299-7975
Email: gdixon1@mindspring.com

Dear Forum

I'm with Chris, I think a Sunday afternoon meeting would be better attended. Why don't we do like my union does, have alternating times/days for consecutive meetings so that those with one type of conflict have the opportunity to make at least part of the

Guild of Metalsmiths. Monthly discussion FORUM

meetings.

Joe Kramolisch

I think that is a very good point Joe, this doesn't have to be an all or nothing solution.

Youse goys out there, fill out that silly poll form and tell us wadchathink.

editor.

Heh, heh, heh!

Oulde Bob Fredell moves into the 21st century.

Can you believe it? Bob Fredell bought an old computer, then he bought a new one, and has started typing and editing his own articles and workshop notices. (I think I hear Mary cheering in the background) The Beginning Blacksmiths Workshop notice is Bob's first effort. I think it looks pretty good. Keep up the good work, Bob

The Fall Conference Update Sept. 24th, 25th, & 26th Volunteers needed:

Open Forge monitors: Bob Johnson has put out a call for volunteers to help monitor the open forge stations at the fall conference, answering questions and helping newbies get started safely. These will be rotating shifts so you can get in to see the demonstrations and other stuff too.

Contact: *Bob Johnson, 1302 Osceola Ave St. Paul MN 55105 ph# 651-699-3919*

Registration Clerks: Dick Carlson says that we need volunteers to man the registration desk. Mike has done it for years and we really need to give him a chance to see the demonstrators. How about a shift at the table? *Give Dick a call 19700 RED WING BLVD HASTINGS, MN 55033-9013 Home Phone: 651-437-3329*

General setup help: on Thursday and Friday and

Tear down help: on Sunday. Contact Dick If you can help. Address/phone above.

Gallery Setup: Gene Olson Pieter Maas, Marcia McEachron, and Barbara Bradley will be working on the gallery. We want to see those secret projects you have been hiding. Bring them to the Gallery early Friday afternoon the first day of the fall conference if you can (or as soon as you can). If you have sculpture stands bring them.

and Construction: On Sunday, Sept. 12th starting about noon, we will be prefabricating and painting the gallery walls at Gene's shop in Elk River. (See your directory for a map) If you can help us with either of these projects give Gene a call. *GENE OLSON, 8600 NE O'DEAN AVE, ELK RIVER MN 55330-7167 Phone 612-441-1563*

See You at the Conference

Directory Updates:

If you haven't gotten your directory by the time this copy of **The FORUM** gets to you, let us know and send us your correct mailing address.

We left space . Get out your pen.

A hearty welcome to our New Members

FOLEY, JAMES L
119 KINSFORD PL
ST PAUL MN 55106-2929

HAGEN, ANGELA & CHAD
4548 31ST AVE S
MINNEAPOLIS MN 55406
Home Phone: 612-904-0541

HOCHBERGER, ROGER & CLAUDIA
PO BOX 1552
MONTICELLO MN 55362
Home Phone: 612-295-4010
Work Phone: 612-241-2202
Email: rhochberger@GREnergy.com

JAMESON, DAVID
LITTLE MOUNTAIN BLACKSMITHING
PO BOX 1344
MONTICELLO MN 55362
Home Phone: 612-295-2950

MAGNUS, CAMDEN
403 DEWEY ST
ST PAUL MN 55104
Home Phone: 651-647-5555
Email: magnus@visi.com

NEWGORD, JIM
13935 13TH AVE SW
PILLIAGER MN 56473-2218
Home Phone: 218-819-8160
Work Phone: 218-829-0232
Cell Phone: 877-571-9006
Email: jimn@brainerd.net

NIEDZIELSKI, STEVE
2651 RED OAK LANE
MONTICELLO MN 55362
Home Phone: 612-295-5670

RAND, CHRIS
1902 4TH AVE S #7
MINNEAPOLIS MN 55404
612-872-7047
Email:
christopher-rand@mcad.students.edu

SCHAFFER, JOEL G.
MISSISSIPPI WELDERS
5211 MOUNDVIEW DR
RED WING MN 55066
Home Phone: 651-388-1836

RAMIREZ, CHRIS & WALSKI, TINA
2542 NE BUCHANAN ST
MINNEAPOLIS MN 55418

PETER SYLVERTSEN
3848 BLAISDELL AVE S
MINNEAPOLIS MN 55409
Email: psyo@bitstream.net

UPTON, THOMAS
1414 FEAST PLACE
ROGERS AR 72758-4134
Home Phone: 501-636-6755

WAHLBERG, BILL
2570 JACKSON ST
LITTLE CANADA MN 55117-1501
Home Phone: 651-481-0114

Guild of Metalsmiths. Monthly discussion FORUM

Welcome Back:

FRYKMAN, STEVE
306 CTY RD 44
GRAND MARAIS MN 55604-2229
Home Phone: 218-387-1949

Address Changes

(under the other chapters section)

ROCKY MOUNTAIN SMITHS
SMITH, MARY DENEISE
601 E MAIN ST APT 5C
TRINIDAD, CO 81082-2741

Clay Spencer resigned as editor
the new contact is:

ALABAMA FORGE COUNCIL
RICHARDSON, BILL
16795 LINTON ROAD
ATHENS AL 35613-5831
Home Phone: 256-233-6189
Email: chestforg@msn.com

Box#/zip here and a generic contact name.

BLACKSMITH GUILD/CENT MARYLAND
BGCM EDITOR
PO BOX 603
WESTMINSTER, MD 21158-0603

Corrections:

Don Halverson's email address is misspelled, it should be scrolling8@aol.com. I missed the "r" when I typed it. Sorry, Don.

Tim's Auction Watch:

Guild Member Tim Petersen, has been watching the auction bills for years and has offered to let us know when he notices metalsmithing tools and equipment on the bills. If you have lead on an auction, let him know about it.

"Tim Petersen" <tlpeters@prtel.com> or
PO Box 128, Underwood, MN 56586-0128,
phone: 218-739-0743

*** Auction ***

Liquidation of the smithy of the
late **Claude Siebenaler**,

Guild member

721 - 5th Street

Farmington, MN 55024-1527

(Across from the Farmington elementary
school on 5th St.)

Date: Saturday, September 11, 1999
9:30 AM

Check last month's forum for particulars.

*** Auction ***

ED AND MARCIA MEHLE, OWNERS
Saturday, September 18th, 10:00 a.m.
Schedule: 10:00 a.m. Shop and Misc.
1:00 p.m. Draft Horses and Cattle
Followed by Machinery

Located from Chisholm MN. 5 mi N on
Hwy 73 to mile post 94, then W on Briski
Rd. to Baich Rd. then 1 mi N.

Items of interest: 250 LB. ANVIL, good
condition, Plus Other Large Anvil on Stand
AO Smith H.D. Portable Welder, w/Gas
Engine on Trailer, 110V Generator Miller
Thunderbolt AC/DC Welder Binks 5 Hp.
Horizontal Air Compressor; 8 In. and 9 In.
Table Saws, Bench Grinder, Shop Vac;
Pedestal H.D. Grinder; Approx 30-8 Ft. Fluorescent Light Fixtures w/Bulbs Hyd. Cherry
Picker, Energy Mate Inside Wood Boiler
2-Radiators for Heating System, Large Welding
Table w/Vise, Other Welding Table, Steel
Cabinet, Hardware; Elec. Supplies; Hand
Tools

Want Ads:

Any notice MUST be in my hands by the end
of the month.

These notices are also listed on the web site
after the print copy goes out to you, the
members. Remember the 50# Little Giant
last month? Lance Gunderson called Aug 10
and said, "Please take that power hammer
off the web site. It's gone to Alabama and I
could have sold six more."

Help Wanted

GREAT SOUTHERN METALS is accepting
applications for a lead metalsmith position.
Applicants must have advanced skills in hand
blacksmithing and fabrication as well as in the
use of power hammers, hydraulic presses, mig
and tig welders and other machinery. A
degree in or knowledge of art is very favor-
able. The company has a well-equipped,
clean shop with 16 very enjoyable team play-
ers. We do creative design and work nation-
ally. We offer top starting pay and benefits.
Fayetteville is a University town consistently
listed in the Top Ten most favorable places to
live in the USA. Send resume and photo-
graphs of your work to 600 West Meadow
Street, Fayetteville, Arkansas (AR) 72701.
For further information, call Stephen
Marquardt at 501-521-3166

Thanks to Steven Smith on theforge.

Here's excerpts from an article, reprinted by
the Northwest Blacksmith Association,
reprinted from the California Blacksmiths
Association, reprinted from The British
Blacksmith, #74...

"In Medieval literature the female black-
smith, 'A fell woman and full of strife', had
a particularly evil reputation. She was
supposed to have forged the nails for
Christ's crucifixion after her husband had
refused to do so, inventing a hand injury as
an excuse. The scene is vividly represented
in the Holkham Bible.

Even a craft as strenuous as smithing some-
times depended on women who were re-
sponsible partners in family business and
guild activities.

Katherine, the mother of Andrew of Bury,
king's smith at the Tower, was paid a wage
equal to his (8d. a day) so that she could
'keep up the king's forge in the tower and
carry on the work of the forge'. While
Andrew was away at campaigning at Crecy,
in 1346. She had gained plenty of experi-
ence for this, having been married to Walter
of Bury who had been the king's smith for
nine years. On another occasion, the king
employed Katherine the Smith-wife for
'steeling and battering the masons' tools' at
Westminster in 1348. She may have very
well been the same Katherine of Bury.

Women could also be responsible for ap-
prentices in the same way as masters of the
craft. In 1364, Agnes the wife of John
Cotiller promised to train Juseana as an
apprentice, to feed, clothe and teach her
and to NOT beat her with a stick or a knife.

Contrary to popular thought, the women
were not given easy jobs like knife grind-
ing. The account of Byrkeknott,
Wearsdale, isolates the women's tasks and
their wages: 'Smytheman's' wife in
1408-1409 are described as follows: 'Help-
ing to break up rock, blowing or working at
the bellows, diverse labors, working at the
bloom hearth and helping her husband. She
only earned a regular wage when she
helped her husband; she was then paid a
penny for every shilling he earned.

END

The Tunnel Mill

Tunnel Mill

workshops

Sat and Sun.

Oct. 2rd, and 3th

Courtesy of Guild of
Metalsmiths members,
John and Carol Adams,
your hosts:

"Welcome to our fall gathering;
we will have a variety of demos
during the two day event. Food
and camping are available. You
might want to bring a lawn chair.


"BRING: SAFETY GLASSES!

EAR PROTECTION! and

APPROPRIATE ATTIRE!

(leather and cotton)

We will be making lots of noise."



This year the Mill is 128 years old

For Information about Tunnel Mill workshops: Carol Adams H-507-289-5246 or w-507-289-4189.

Parking (car pool if you can) and camping are limited, and food requires planning. So please register.

This year's demonstrations .

Are still falling into place at press time. As always we will have a wide range of interests represented, and hopefully a good time for everyone. Roger Degner will be demonstrating Paul's technique on the cultivator bird, Dave Hartwig will demo on early American Tools and stuff, Brian Street will demonstrate the Norwegian style laminated knife blade, Mike Ameling will have a show and tell of his anvil collection, Dave Marriette will show us what he learned at the forge welding workshop, the "Gate Builders" will assemble the hinge posts on the gate, and other demonstrations are still in the works. Demonstrations will be ongoing throughout the weekend.

**Registration is due by
September 29th**

There will be a spouses activity program.

We just haven't pinned it down yet. Possibly a wire screen leaf wreath.

OCT-2 SAT
NON-SMOKING
10 P.M. \$36.21

Directions to Tunnel Mill

From the Twin Cities, Take Highway 52 to Rochester and then go south on US 63 to Stewartville, turn east on Hwy. 30, follow 30 to County Rd #1 (approx. 4+ mi.) turn south (right) on County #1. Follow County #1 to Tunnel Mill. (approx. 6.5 mi.) just south of where the river goes through the tunnel under the road and on the East (left) side of the Road **PARKING IS REAL TIGHT, CAR POOL IF YOU CAN!**

Lodging: Motels: Shady rest 507-346-2625 . Motel 66 507-346-9993 . AmericInn 507-533-4747

Some camping available on site, call Carol.

16 + 63 Spring VALLEY - by QUICK TRIP
left by High School

Meals Preregistration is required for meals. Or bag lunch it.

Sat Morn _____ persons @ \$2.00 ea _____
Sat Noon _____ persons @ \$3.00 ea _____
Sat Night _____ persons @ \$8.00 ea _____
Sun Morn _____ persons @ \$3.00 ea _____
Sun Noon _____ persons @ \$4.00 ea _____

Meals Total _____

Write checks payable to Tunnel Mill - .

Name _____

Address _____

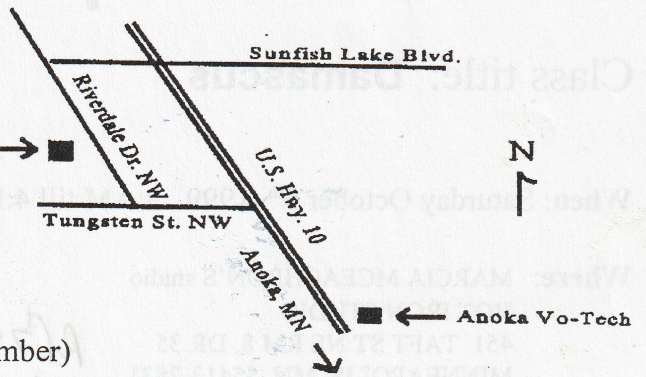
Phone _____

Mail to: Carol Adams - 4515 Hwy 63 N - Rochester, MN 55906

Guild of Metalsmiths Educational Workshops

Class title:

Making a Trade Axe



When: Saturday October 30th, 1999 9:AM till 4:PM

Where: Minnesota School of Horseshoeing
6250 Riverdale Drive, Ramsey MN 55303
Phone at school: 612-427-5850 (NOT a Guild info number)

Instructors: Tom Sanders Fred McCluskey Bob Johnson -
1302 Osceola Ave
St. Paul MN 55105-2717
ph# 651-699-3919

Cost: Check payable to: The Guild of Metalsmiths
\$20 members \$30 nonmembers

Class Size: 12 people

Class Description: We will work in pairs to make 1 1/2# trade axes. This is an intermediate level workshop. Participants should have basic blacksmithing experience, or have completed the Guild of Metalsmiths' Basics series. Skills used will include: fullering, bending, forge welding dissimilar materials, drawing out, spreading, hot rasping, heat treating, and double striking.

You need to bring: Eye, ear and hand protection. Cotton, wool or leather work clothes, and work shoes.
Tools: (if you have them) Hammer, hoop tongs, sledge, flatter, hot rasp, ruler, center punch, magnet, coffee cup(if you like).

Trade Axe - Saturday, October 30th, 1999

SEND TO: Bob Johnson - ph# 651-699-3919
1302 Osceola Ave St. Paul MN 55105-2717

\$20 members \$30 nonmembers - Check payable
to: The Guild of Metalsmiths

Name: _____

Address: _____

City: _____ State: _____ ZIP: _____

Phone: _____

Guild of Metalsmiths Educational Workshops

Class title: **Damascus**

When: Saturday October 9th, 1999 9:AM till 4:PM

Where: MARCIA MCEACHRON'S studio
HOT IRON STUDIO
451 TAFT ST NE RM 8, DR 35
MINNEAPOLIS, MN 55413-2831
Work Phone: 612-378-0800

Instructor: John Moriarty
Home Phone: 651-699-9249

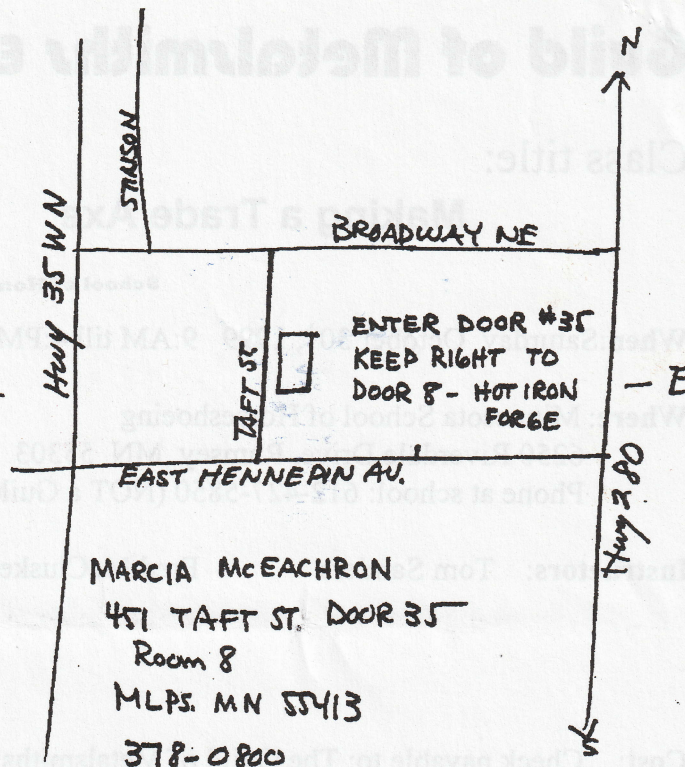
Administrator: Mary Fredell
3500 45th Ave. So.
Minneapolis, MN 55406-2927
Home ph: 612-721-2298
Lake ph: 612-389-5119

Cost: Check payable to: The Guild of Metalsmiths
\$30 members \$40 nonmembers

Class Size: 8 people

Class Description: Participants will make a billet of 1018 & 1095 damascus steel and be on their way toward blade making. **This class requires Intermediate to Advanced Blacksmithing skills.**

You need to bring: SAFETY EQUIPMENT - Forge welding throws lots of sparks. Eye, ear and hand protection. Cotton, wool or leather work clothes, and work shoes. A 2# Blacksmiths Hammer.



Damascus - Saturday, October 9th, 1999

SEND TO: MARY FREDELL, 3500 45TH AVE SO,
MINNEAPOLIS, MN 55406 Home ph: 612-721-2298
Lake ph: 612-389-5119

\$30 members \$40 nonmembers
Check payable to: The Guild of Metalsmiths

Name: _____

Address: _____

City: _____ State: _____ ZIP: _____

Phone: _____

THE GUILD OF METALSMITHS

Beginning Blacksmithing Workshops
1999-2000 program year

Read carefully.

This is the *only* notice you will receive on the Beginning Blacksmithing Workshops

The Guild of Metalsmiths will offer workshops in beginning basic blacksmithing designed for persons with little or no experience. In addition to teaching beginning blacksmithing, these workshops will assist persons to complete "Conquering The Basics, Unit #1" and "Beginning Projects, Unit #2" in *The Blacksmithing Study Guide*.

The Guild of Metalsmiths is continuing its program of offering workshops on beginning basic blacksmithing that comprehensively covers all of the basic blacksmithing processes. Our new associate instructors have recently completed a ten hour course on how to teach blacksmithing workshops. Some of our experienced instructors will be teaching this workshop for the forth time. Seldom will you find beginning basic blacksmithing workshops offered by an organization similar to The Guild of Metalsmiths as well planned and prepared as these.

- The course of instruction.

Each workshop consists of four, all day sessions. The primary instructional emphasis is on the student learning and practicing the basic blacksmithing processes of fire control, drawing out, upsetting, punching, bending, twisting, splitting and heat treating. Safety is always stressed. In these workshops, we concentrate on practicing these basic blacksmithing processes rather than immediately making an item *because the blacksmith must be well grounded in the basics*.

As the workshop progresses from one session to the next, students will make one, or perhaps two, hand forged items requiring the skills they have learned.

The cost of a four session workshop varies depending your situation (see the other side.)

The fee includes the following:

1. Shop rental fee, lights, heat, etc.
2. Use of most of the tools that you will need.
3. Coal and iron stock that you will need for the projects.
4. One copy of *The Blacksmithing Study Guide*. Exception-if you already have a copy of *The Blacksmithing Study Guide* you will not receive nor pay for a copy.

Please note – We cannot issue copies of *The Blacksmithing Study Guide* to non-members. Therefore, non-members are required to join The Guild of Metalsmiths.

5. The instructors donate their time.

- Workshop location – Minnesota School of Horseshoeing 6250 Riverdale Drive N.W. Ramsey MN 55303. Just north of Anoka, one block west of Hwy 10/169 and Sunfish Lake Blvd.
- Time-9:00 a.m. to 4:30 p.m.
- Bring to the first session hearing and eye protection, gloves and a blacksmith hammer.
- Sign up soon. These workshops will quickly fill up because shortly after members receive this notice the notice will go on the internet. Until that time members receive first priority.
- You may sign up for one (and only one) of the four session workshops listed below.

Workshop A	Workshop B	Workshop C
Sat. Oct.23 1999	Sat. Jan. 8, 2000	Sat. Feb. 26, 2000
Sat. Nov. 6, 1999	Sat. Jan. 22, 2000	Sat. Mar. 11, 2000
Sat. Nov. 20, 1999	Sat. Feb.5, 2000	Sat. Mar. 25, 2000
Sat. Dec. 4, 1999	Sat. Feb. 19 2000	Sat Apr 8, 2000

DETACH

Make checks payable to: The Guild of Metalsmiths
 Return to: Don Halverson 1009 Case Ave. ST. Paul, MN 55106
 You will receive confirmation in the mail.

Name (print) _____ Phone () _____

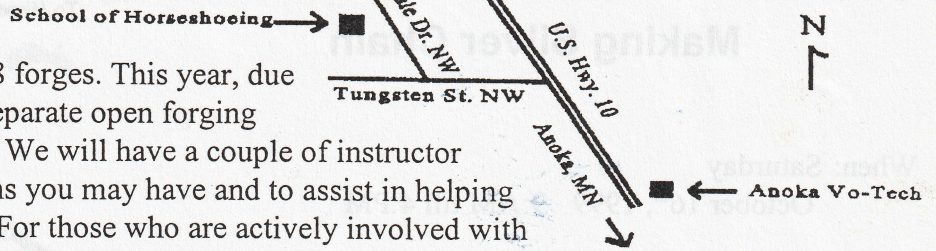
Address _____

- Check 1 or 2 { Enroll me in the workshop designated by the letter _____.
- { If my first choice was filled you may enroll me in my second choice, workshop _____ or my third choice, workshop _____.

- Check 1 { I am a member of The Guild of Metalsmiths. Enclosed is my registration fee of \$120.00 which includes a copy of *The Blacksmithing Study Guide* as I do not now have a copy of the study guide.
- { I am a member of The Guild of Metalsmiths. Enclosed is my registration fee of \$105.00 that does not include a copy of *The Blacksmithing Study Guide* as I already have a copy.
- { I am not now a member of The Guild of Metalsmiths. Enclosed is my registration fee of \$150.00 which includes a copy of *The Blacksmithing Study Guide* and membership in The Guild.

Guild of Metalsmiths Open Forging Workshops

Here's an opportunity to get in some forging time in a nice heated shop with 8 forges. This year, due to popular demand, we will hold three separate open forging sessions at the School of Horseshoeing. We will have a couple of instructor types available to help with any questions you may have and to assist in helping you develop your blacksmithing skills. For those who are actively involved with The Blacksmithing Study Guide, this could be a great opportunity to make some progress and to get clarification on any of its contents. Sign up for the date of your choice, choosing 2nd and 3rd choices if you wish. I will contact you personally if your first or second choice is not available before plugging you in to an alternate date.



Details:

Place: Minnesota School of Horseshoeing
6250 Riverdale Drive, Ramsey MN 55303
Phone at school: 612-427-5850 (NOT a Guild info number)

Dates: Wkshp #A: Saturday, October 16, 1999
Wkshp #B: Saturday, December 11, 1999
Wkshp #C: Saturday, February 12, 2000

Time: 9 AM - 4 PM (all dates)

Cost: \$15.00 members

What to bring: Bring your own tools, stock and your projects ideas. Workstations and coal will be furnished.

Maximum class size: 8 Forges are available. Sometimes 2 people will want to work from the same forge, so we may be able to accommodate a few extra people.

Person to contact to answer any questions about the workshop: Pete Stanaitis, 715-698-2895

Tear form off here and send it along with your check for \$15 for each workshop at least 30 days before the workshop you want to attend. (If I get a check for \$30 or \$45, I'll know you want 2 or 3 dates. - Pete)

Registration Form for the Fall, 1999/Winter, 2000 Open Forging Workshops - (choose dates below)

SEND TO: Pete Stanaitis, 2476 10th Ave, Baldwin, WI 54002,
715-698-2895 - 30+ days before the date you want to attend.

\$15 per workshop - Make check to: The Guild of Metalsmiths

Name: _____

Address: _____

City: _____ State: _____ ZIP: _____

Phone: _____

Workshop: 1st Choice ____ 2nd Choice ____ 3rd Choice ____

Guild of Metalsmiths Educational Workshops

Class title:

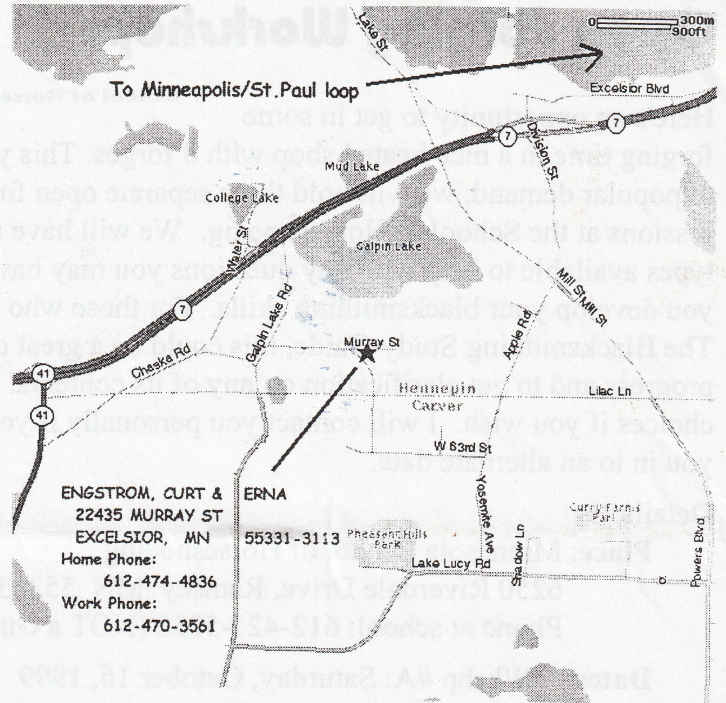
Making Silver Chain

When: Saturday

October 16th, 1999 9:AM till 4:PM

Where: **ENGSTROM, CURT & ERNA**
22435 MURRAY ST
EXCELSIOR, MN 55331-3113

Instructors **CURT & ERNA ENGSTROM,**
22435 MURRAY ST
EXCELSIOR, MN 55331-3113
Home Phone: 612-474-4836
Work Phone: 612-470-3561



Due to Curt and Erna taking a much deserved vacation with the ABANA European Iron Tour we are a bit shy on information about this workshop Call Curt if you are interested in participating.

Cost:

Check payable to: The Guild of Metalsmiths
\$???? members \$???? nonmembers Call and ask Curt

Class Size: 8 people ???

Class Description:

You need to bring: Eye, ear and hand protection. Cotton, wool or leather work clothes, and work shoes.
Please contact Curt for further information.

Making Silver Chain - Saturday, October 16th, 1999

SEND TO: **CURT ENGSTROM** 22435 MURRAY ST
EXCELSIOR, MN 55331-3113 612-474-4836

Call for requirements and costs.

_____ members \$ _____ nonmembers Check
payable to: The Guild of Metalsmiths

Name: _____

Address: _____

City: _____ State: _____ ZIP: _____

Phone: _____