


The Forum

September 2010



Vol. 12, No. 9

'The Madness' is soon upon us! Are you ready?

The 2010 Guild of Metalsmiths presents our 33rd annual Fall Conference (aka The Madness!) on Friday, Saturday, and Sunday, September 17, 18, and 19 at the Little Log House Antique Power Show Grounds just south of Hastings, Minnesota. (Map page 3). For registration information, call Al Lindholm at 715-483-9540 or Rich Herman at 651-322-1623



Friday:

Friday afternoon is the Gallery setup. Bring your best works to show off all of the great stuff you have made. This is a non-juried show; all items registered will be included in the gallery. If you have items that you showed in the past, please bring them again since there are always new members each year for which the items will be fresh. If you cannot make it Friday, gallery registration is open on Saturday also.

Friday night is the gala opening of the gallery. Come early for the potluck dinner at 5:30 and join your friends to tour the wonders of the conference gallery. After dinner there will be presentations by the demonstrators.

Friday is also the opening of the tailgate area. If you need to buy or sell some equipment, the tailgate sales area is a great opportunity to exchange that hard-to-find smithin' stuff. Sales are open all weekend, but you are warned that the best deals usually go early.



Saturday:

Saturday is the main event with registration starting at 7:30 AM and demonstrations starting at 9 AM. This year we have two wonderful demonstrators. Doug Wilson is from Little Deer Isle, Maine. Check his website: <http://dewilsonforge.com/index.html>. Steve Parker Clinton, Illinois, is a member of the Illinois Valley Blacksmiths Association and was one of the featured demonstrators at the ABANA Conference in Memphis this past June. Check YouTube for a demo video of Steve working on the power hammer.

In addition to the demonstrators, other family activities will be taking place, see the article on page 3 in this newsletter by Sheri Stanaitis for more details

If that isn't enough to keep you busy, browse the silent auction area to pick up that piece of steel you need or the other doodad you can't live without. And if you have an extra chunk of steel or a thingamajig you don't need, consider donating it to the silent auction.

And let's not forget the highlight of the conference, the Saturday Night Live Auction. This is a major event of the year and provides you an opportunity to pick up some wonderful items for either your shop or your living room wall. We are asking everyone that participates in a public demonstration this summer at a fair or power show, please donate an item to the auction and identify what event it was made at. Tools would in particular be appreciated for the auction.



Sunday:

Sunday is the final day of demonstrations, and your assistance at the end to help put things away would be appreciated.

Now you may expect an opportunity to experience all of this would cost lots of bucks – well, we will take it if you want to give it to us, but all we ask is a measly \$35 per family for the entire weekend or \$20 per family for a single day of the conference. Meal plans are available for \$37 for the weekend per person—order those by September 3. Camping is available on the grounds for no charge except for a nominal fee if you connect your camper to the electricity.



Invitation to Create Auction Items for Fall Conference

The officers and Board of Directors of The Guild of Metalsmiths cordially invite you to submit items for display at the 2010 Guild of Metalsmiths' Fall Conference. We also respectfully request you to submit a hand crafted item to the auction at the 2010 Guild of Metalsmiths' Fall Conference. The auction is Saturday evening, September 18.

Additionally, we wish to remind you that hand crafted items hold the greatest admiration at this important money raising event.

Forum deadline for October: Monday, Sept. 20, 2010

The deadline for The Forum is always the third Monday of the month. If you have activities that will be occurring in the next few months and wish to have them published in the next Forum, please send them by Monday, Sept. 20, 2010 to Georgia Myers, editor, by email to:

gldmyers@embarqmail.com

or mail them to:

Georgia Myers

413 W Dakota St

Lake City MN 55041

Our neighborhood of smiths

UMBA

Visit <http://www.umbaonline.org/events.html>

UMBA DVD-R library

125 different titles

\$5 each, \$2 shipping per order

Never return them to library - www.umbaonline.org

Badger Blacksmiths meetings

Our contact information is as follows:

President: Ron Wendt

715-874-6141

rawblacksmithing@clearwire.net

Newsletter editor: John

Grump

715-835-0894

johngrump@att.net

Lake Superior Metalsmiths

Lake Superior Metalsmiths (LSM) meet the fourth Saturday of the month. Potluck at noon with meeting to follow.

Contacts are:

Norm Groehler, President, 715-399-8151

normanwgroehler@centurytel.net

Jim Sage, Vice President, 218-525-7265

sageforge@cs.com

Northern Minnesota Metalsmiths

The NMM meetings are the first Monday of the month, often, but not always, at Keith Johnson's shop in Bemidji. Contact Keith for monthly specifics at keith@greatriverforge.com. The Northern Minn. Metalsmith's website is www.nmmetalsmiths.org

Central Minnesota Blacksmiths (CMB)

Meet on the first Monday of each month

Pot Luck followed by demo

Locations are different every month so please call or write for info

Contacts are:

President: Ken Zitursky

1-320-746-2557

ken@kensiron.com

Brian Johnson

1677 Co Rd 75 NW

Clearwater MN 55367

1-320-558-6898

New Members

David Skaurud

Minneapolis, MN

St Croix Railroad

St Paul, MN

Lane Thurston

Eden Prairie, MN

Kevin Caldwell

Woodbury, MN

Shane Sherman

River Falls, MN

Jonathan McKenna

Bloomington, MN

Cree Orth

New Richmond, WI

Guild member passes away

Phil Swan passed away Monday, August 1. A celebration of his life was held Thursday, August 5 at the Chart House in Lakeville, MN.

One more volunteer opportunity

Lamberton Hot Iron Days

Sept 10th and 11th, 2010

[Friday iron pour at 10pm, Sat iron pour at 5pm]

Contact: Shawn Colbert

Phone: 507-274-5641

Email: sjcolbert2002@yahoo.com

Note: If you plan to attend this event, please notify the contact person well in advance.



Family/Spouse Activities for the Madness

For the upcoming Fall Conference on Sept. 17, 18, and 19, we have planned the following:

- **Found art** - free and very popular creative event! Objects created during this event have been auctioned off for lots of dollars! See photo below for an example of last year's auction!
- **Repousse' on Altoid tins** - free. To be held Saturday with Kate Cramer.
- **Broom making class** on Saturday with Mark Jackson and Sheri Stanaitis - \$15 fee.
- **Stacked Brick Wood Oven Building Class** with David Cargo. We will learn how to build this oven onsite and then how to bake flat breads in it! \$30 fee. Please **pre-register** with Sheri Stanaitis for this class.
- **Making a Knife Sheath Class** with Johan Potgrieter of Tandy Leather. Bring your own knife up to 9" long. \$25 material fee to be paid at conference registration. Please **call Sheri Stanaitis in advance** if you are interested in this class.



Please contact Sheri Stanaitis at 715-698-2895 or email her at spaco@baldwin-telecom.net

Unique new family activity for the Madness...

Learn how to build and bake in a stacked brick oven

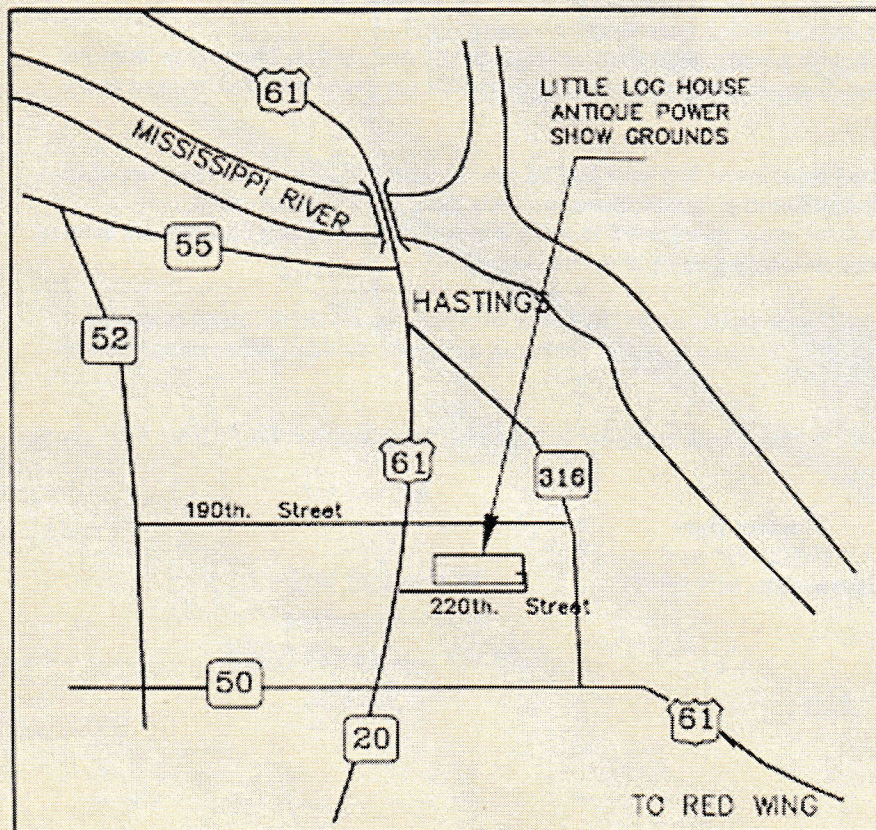
Curious about backyard brick ovens, but not ready to commit to permanent construction? Join David Cargo of the Saint Paul Bread Club to learn how to build a temporary stacked brick oven from loose bricks. After the oven is built, it will be fired and heated up. Students will also learn how to make dough for flatbread, pizza and bread. Learn how to cook in the oven and then eat the results!

Cost is \$30.00 per student with a limit of 10 students. Class is on Saturday of the conference from 9:00 to 4:00. Please preregister by contacting Sheri Stanaitis at 715-698-2895 or email her at spaco@baldwin-telecom.net

If you have questions on the class, please contact Cathy Herman (651) 322-1623 or CathyHerman@Frontiernet.net

Found Art from Last Year

How to get there...



Ruthie Murray created a unique bird out of "stuff" she found on the hay wagon at the "found art" location at last year's madness. She donated it to the auction, and Sheri Stanaitis was the proud purchaser!

Beginners Blacksmithing Classes

2010 / 2011

When: Classes are held on four Saturdays from 9 – 4. Three sets of classes are held this Fall, Winter and Spring. All 3 sets of classes teach the same information. You can choose either the A, B or C set of classes.

A Class

Oct. 9

Oct 23

Nov. 6

Nov. 20

B Class

Jan 8

Jan 15

Jan 22

Jan 29

C Class

Feb 12

Feb 26

Mar 12

Mar 26

Cost: First, you must be a member. If you are not, you can join for \$30 per year. The workbook/study guide is \$15 and the 4 classes are \$105. This covers everything you need, the facility, coal, and metal.

Where: The classes are held at the Minnesota School of Horseshoeing, 6250 Riverdale Dr NW, just off Hwy 10 in Anoka near the Anoka Vocational College. See map on page 5.

Why take the beginners basic classes: The beginners basic classes are designed to give everyone the same understanding of the basics, techniques and terminology. The basic classes are required before taking any of the many other classes the Guild offers. This enables those classes to concentrate on advanced techniques without having to spend time on basic concepts.

What you need to bring: Eye, ear and skin protection. This includes safety glasses, ear muff or plugs and suitable clothing which includes hard shoes, cotton or leather. Synthetic and polyester clothing will burn and melt. There will be sparks and brushes against hot metal.

Tools: Bring your favorite hammer. A small 1 to 2 pound ball peen hammer would work. We have various hammers for you to try and get a feel for what is comfortable. We have all the punches, chisels and tools you will be using but feel free to bring your own tools if you have them.

What you will learn: The first 3 Saturdays you will learn the basic techniques including:

Safety	Forging Dynamics	Hammer Techniques	Fire Building
Drawing out	Upsetting	Punching	Bending
Twisting	Heat Treating	Scrolling	Splitting

The fourth Saturday will be self paced to build a few items that will include each of the techniques you learned earlier. Instructors will help guide you thru any number of possible projects. This is a good opportunity to try out all your new skills.

Who are the teachers: The instructors are all volunteers with a wide range of experience, talent, and stories. They range from just finishing the basic beginners class to 30 years experience. There is usually at least one instructor for every two students and many times we have had as many instructors as students.

Who are the students: The students come in all ages and experience. We have had 10 year olds and 70 year olds. There are always a few women in each class. Some students have never held a hammer before. Some students are skilled in other crafts, woodworking, glass, welding, pottery and want to learn more about metal work to work it into their craft. Some students are nearing retirement and want to learn a hobby. All share an interest in learning more about blacksmithing.

Typical day: Classes start at 9 but people usually show up much earlier to get the coffee brewing, have a donut, swap stories or show off recent projects. Feel free to bring projects you are working on to show. We break for lunch. You can either bring a brown bag or go out to a local fast food restaurant.

How do I sign up for the beginning blacksmith classes? Send a check made out to "Guild of Metalsmiths" for \$120 or \$105 (book or no book) to:

Gordon Barr
11021 27th Ave
Burnsville, MN 55337

October 13 Membership meeting

Smith-Sharpe Fire Brick Supply
2129 Broadway Street NE,
Minneapolis
MN, US, 55413

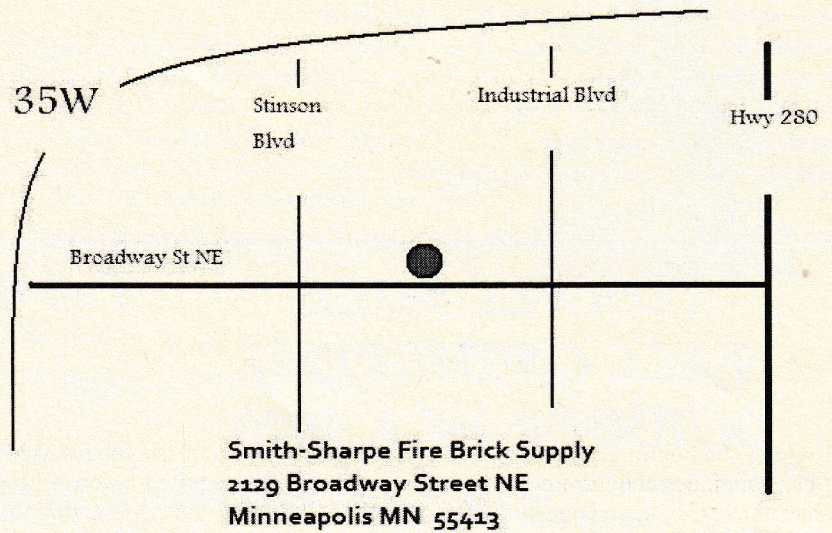
<http://www.ssfbs.com/home.html>

Nick Heinen-champion

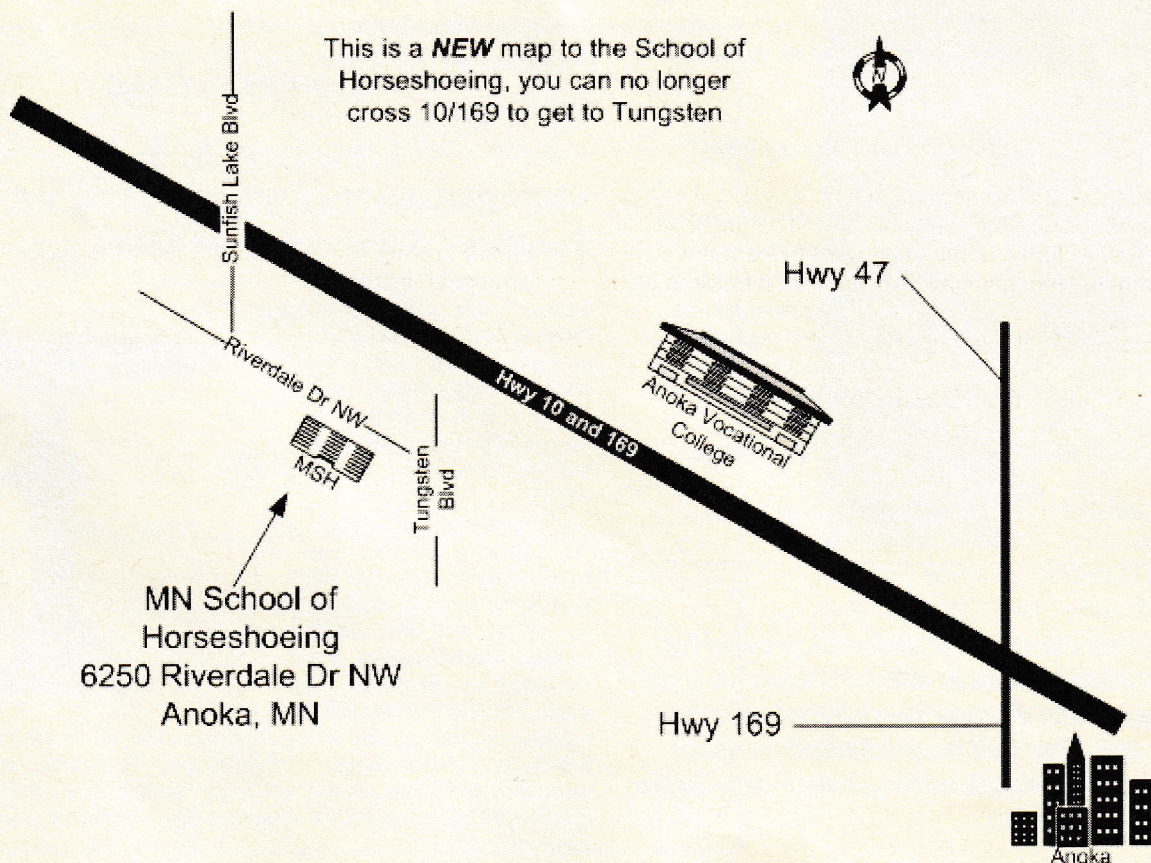
Smith-Sharpe Fire Brick Supply is a full line supplier and installer of high temperature refractory materials serving all markets, including industrial, commercial, foundry, power, and pottery. Products include firebrick, Koawool, and foundry supplies.

Members encouraged to display various gas forges.

Potluck supper starts at 6:30 pm, meeting at 7:00 pm. See you there! Come early if you can to help set up our tables and eating utensils. Or stay later and help put them all away!



Map to Minnesota School of Horseshoeing



News from Tunnel Mill

Tunnel Mill is located 85-100 miles south of the Twin Cities in the country five miles north of Spring Valley, MN on County Road 1.

Contact for class registration:

Carol and John Adams

507-289-4189 or 507-289-5246

Email-jc-adams@msn.com

Website: www.tunnelmillcrafts.com



TUNNEL MILL FALL GATHERING OCTOBER 2 & 3, 2010

It's that time of the year, and we would like to invite you to the mill.

There will be plenty of interesting demos
(or just come and hang out, you are bound to learn something)

- ✓ Iron—we will be running the 500lb Little Giant
- ✓ Saturday we will be running our ongoing Iron bloom project
- ✓ Copper—learn some texturing techniques
- ✓ Tie-dying, or bleaching-make your own t-shirt (I will have some available for sale)
- ✓ Quilting—bring your sewing machine. Bring a quilt to display in the barn
- ✓ Make a table runner. Call for more information.

****NEW-** nearby cave tour with David Olin**

Wine and cheese has become a regular for Saturday afternoon. Saturday night we hope to have some musical entertainment

Directions to Tunnel Mill: Tunnel Mill is located 20 miles south of Rochester. Take Hwy 63 south to Stewartville, turn east on Hwy 30 to County Rd 1 (approx 5.5 miles). Turn south on County Rd 1. Follow CO RD 1 6.5 miles to Tunnel Mill on the left side of County Rd 1. (Call about camping on grounds) 507-378-4983

Lodging available in Spring Valley, 5 miles further south on County Rd 1;

Shady Rest-507-346-2625—Spring Valley Motel & Suites—507-346-7788

Note: This information is provided as a service for our members. Members may submit items for sale and upcoming events that are considered relevant to our group, and they will be published as space permits. The Guild of Metalsmiths is not responsible for these items or events.

Fall Gathering Registration

Please fill out and return by September 20th, 2010

Name _____

Phone # _____

Weekend admission fee \$10.00 per person _____

Daily admission \$5.00 per person _____

Meals available for these costs:

Sat morning _____ persons @ \$4.00 ea

Sat lunch _____ persons @ \$7.50 ea

Sat evening _____ persons @ \$12.00 ea

Sun morning _____ persons @ \$6.00 ea

Sunday noon _____ persons @ \$7.50 ea

POTLUCK-FRIDAY EVENING

WEEKEND RATE-\$45.00 ea Send registration to:

Carol Adams

4505 Hwy 63 N

Rochester, MN 55906

Questions call 507-289-4189 or 289-5246

NO PETS PLEASE

October 8, 9, 10 MOVING METAL WITH MUSCLE – Forging a Stake Anvil by Hand

Participants in this Tom Latane' class will work in pairs striking for each other to produce a small stake anvil for each. To begin the process a collar will be forge welded around the lower part of the vertical stem (1 1/2" square mild steel).

The horizontal portion (also 1 1/2" square) will be forged to a taper on both ends and forge welded to a tenon welded on top of the stem. Reinforcing cheeks will be welded across this joint on either side. The anvil face will be forged from leaf spring and welded along the top of the two horns, after which they will be forged to final shape. The spring steel face should be hard enough without heat treating. The reinforcing cheeks will offer space for touch marks, initials, or decorative ornamentation.



Goings on...

A calendar of TGOM events at a glance

- All Education Committee meetings are the first Monday of each month.
- All Program Committee meetings are the third Thursday of each month.
- All membership meetings are the second Wednesday of February, April, June, August, October, and December. For each meeting a potluck meal begins at 6:30 pm and the business meeting begins at 7, with a demonstration or activity starting around 8 (times approximate).
- All board meetings are the second Wednesday of January, March, May, July, September, and November. Potluck meal begins at 6:30, with meeting starting at 7 pm.



Events in September

- Sept. 8, Guild board meeting
- Sept. 10 & 11, Lamberton Hot Iron Days, Shawn Colbert
- Sept. 17, 18, 19, Guild of Metalsmiths Annual Fall Conference, Little Log House near Hastings, MN

Events in October

- Oct. 2 & 3, annual Tunnel Mill Fall Gathering, Carol & John Adams
- Oct. 9 Beginning Blacksmithing, Session 1A, MN School of Horseshoeing
- Oct. 13, monthly Guild membership meeting, Smith-Sharpe Fire Brick Supply, Minneapolis (<http://www.ssfbs.com/home.html>)
- Oct. 23, Beginning Blacksmithing, Session 2A, MN School of Horseshoeing

Events in November

- Nov. 6, Beginning Blacksmithing, Session 3A, MN School of Horseshoeing
- Nov. 10, Guild board meeting
- Nov. 20, Beginning Blacksmithing, Session 4A, MN School of Horseshoeing

ELECTRONIC FORUM

If you have not been receiving an email notification that The Forum is available, these may be the reasons:

1. We do not have your correct email address.
2. Your SPAM filter is not letting the following email address thru: Your GOM Forum is ready@mail.vresp.com

Announcing the Francis Whitaker Blacksmith Scholarship

Two \$700 scholarships will be available for the Traditional Joinery Projects class at the John C. Campbell Folk School, November 7 - 12, 2010 taught by Clay Spencer. This scholarship is for **intermediate and advanced** students who have a solid foundation in basics, can manage a coal fire, and forge weld.

Interested blacksmiths should supply the following information and mail it to Clay Spencer at 73 Penniston Private Drive, Somerville, AL 35670. Contact Clay at 256-558-3658 or clay@otelco.net if you have any questions:

1. Name, address, e-mail and phone number
2. Describe your blacksmithing experience, how many years, classes taken, jobs, kind of work you do, how many hours you blacksmith in an average month.
3. Goals for your blacksmithing career, what you wish to do as a blacksmith
4. Make a scale drawing of a proposed project (your original drawing not copied from another source), should show 2 or 3 views with stock sizes and specify proposed joinery. Include a cut list for the stock. This does not have to be the project actually made in the class.
5. Describe your participation in the blacksmithing community: teaching, demonstrating, craft shows, writing articles, belonging to and attending local groups, attending conferences
6. Explain why you need a scholarship to attend a class
7. Do you sell blacksmithing items you make? What type items? How do you sell?
8. Include at least 3, no more than 5, photos of some of your work.

The completed application should be mailed no later than September 30, 2010.

Successful applicants will be notified by October 15, 2010. The money will be paid directly to the Folk School. You will be responsible for all other costs such as fuel fee, materials, transportation, etc. You are requested to write a 2 page article explaining some of the blacksmithing techniques used in making your project, (include some photos or sketches) and send it to your state organization.

Note: Some information in this publication is provided as a service for our members. Members may submit items for sale and upcoming events that are considered relevant to our group, and they will be published as space permits. The Guild of Metalsmiths is not responsible for these items or events.

Join The Bellows, our email discussion forum. Information at:
<http://www.metalsmith.org/bb/TheBellows.htm>

The Guild of Metalsmiths, St. Paul, MN, publishes The GoM Forum monthly. It is intended as a tool to further our educational mission, to keep members up to date on current happenings, to publicize projects and workshops, a place for all members to express their opinions, concerns, learn more about each other—in short, to help us run our organization.

The Guild of Metalsmiths on the web:

Visit our website at <http://www.metalsmith.org>

Looking for something? **Try the search engine.** On our main page, just below the index table, click on “Search this Site,” and enter your query.

Guild educational grants

There is grant money available for Guild members to study intermediate and advanced metalworking techniques.

The Guild educational grant program is designed to bring new skills into the metalworking community. Participants are given money to pay for a portion of their expenses and are expected to learn some new or poorly understood skill, and then to share what they have learned with other members and the public through an article in our quarterly magazine, “The Metalsmith.” They’re also expected to lead a workshop on the topic (or other educational service approved by the board).

Application forms are available from the president or treasurer at a regular meeting, or by sending a self-addressed, stamped envelope to:

The Guild of Metalsmiths
PO Box 11423
St. Paul MN 55111